


Here Come the Humpbacks!

A Whale Migration Game for Classrooms, Libraries,
Bookstores & Other Mammal Loving Locales

*Encouraging readers (ages 5-10) to imagine both the perils and
delights of being a baby humpback on its first migration through
the waters of the Atlantic Ocean.*



Based on the picture book, **Here Come the Humpbacks!** by April Pulley Sayre
and illustrated by Jamie Hogan (Charlesbridge Publishing)

**Here Come the Humpbacks!: A Whale Migration Game for
Classrooms, Libraries, Bookstores, & Other Mammal Loving Locales**

ABOUT THE BOOK

Here Come the Humpbacks!

By April Pulley Sayre

Illustrated by Jamie Hogan


Published by Charlesbridge Publishing

Hardcover ISBN-13: 9781580894050

Paperback ISBN-13: 9781580894067

E-book ISBN-13: 9781607345862

Age range: 4-7 Years



"The stunning art and well-presented information make this an attractive addition to any collection."

--School Library Journal

In this latest book by acclaimed science writer April Pulley Sayre, young readers follow along as a mother humpback whale and her calf make their annual trek from the warm waters of the Caribbean to their summer feeding grounds off the coast of New England and back again. Within this extraordinary story of migration, Sayre provides information about how humpback whales breathe, sing, and how they got their name. A secondary layer of text expands upon the more intricate details. Jamie Hogan's stunning, rich pastel illustrations complement Sayre's text beautifully, and make this book a great choice for a read-aloud in the classroom, library, or at home.

ABOUT THE KIT

With the set-up of 10 stations with posters and game cards (included in this kit) plus a few simple items purchased for under \$40, you can recreate the perils and delights of being a baby humpback on its first migration through the Atlantic Ocean for your readers ages 5-10.

After a reading of the picture book, **Here Come the Humpbacks!** by April Pulley Sayre and illustrated by Jamie Hogan (Charlesbridge Publishing), your readers will be given a game card that sends them searching for the first station, encourages them to do an action, and asks them to take the next card to lead them to the next station. Moving through the stations, your readers will swim through the scenes in the non-fiction book. At the end of their journey, they get a card telling them how they can help humpback whales.

The event is a way to not only highlight the acclaimed **Here Come the Humpbacks!**, but your whole collection of ocean life books!

These activities were created by Curious City for the picture book, **Here Come the Humpbacks!** by April Pulley Sayre and illustrated by Jamie Hogan (Charlesbridge Publishing).

Here Come the Humpbacks!: A Whale Migration Game for Classrooms, Libraries, Bookstores, & Other Mammal Loving Locales

ABOUT THE AUTHOR

April Pulley Sayre is the award-winning author of over 50 books for young readers, including **If You Should Hear a Honey Guide** (Houghton Mifflin), **Army Ant Parade** (Holt), and **One is a Snail, Ten is a Crab** (Candlewick). Sayre's books, renowned for their lyricism and accuracy, have been translated into several languages. April lives in South Bend, Indiana. **Find April online at www.aprilsayre.com.**

ABOUT THE ILLUSTRATOR

Jamie Hogan, a graduate of Rhode Island School of Design, is the author and illustrator of **Seven Days of Daisy** (Down East) and the illustrator of many award-winning children's books including **A Warmer World** (Charlesbridge), **Nest, Nook, & Cranny** (Charlesbridge), and **Rickshaw Girl** (Charlesbridge). Jamie draws inspiration from moonlight, reflections, pink clouds, wishing on the first star, and the raw beauty of her home on Peaks Island, Maine.



These activities were created by Curious City for the picture book, **Here Come the Humpbacks!** by April Pulley Sayre and illustrated by Jamie Hogan (Charlesbridge Publishing).

Here Come the Humpbacks!: A Whale Migration Game for
Classrooms, Libraries, Bookstores, & Other Mammal Loving Locales

PLANNING THE WHALE MIGRATION GAME

What You Might Prepare & Gather: (In the Month Prior to the Event)

___ Advertise the event with the poster in this kit, hand it out in your community, and include it in a display.

___ Advertise the event in newsletters and online calendars with copy such as:

*Ever wonder about the mysterious journeys of humpback whales? We will be reading **Here Come the Humpbacks!** by April Pulley Sayre and illustrated by Jamie Hogan (Charlesbridge Publishing) and taking an imaginary water journey of our own. Playing a migration game, we will swim out of the Caribbean Ocean into the adventurous life of a baby humpback bound for the Gulf of Maine. Readers will be able to take home the illustrated game cards and learn how they can help the humpbacks. All welcome, best for ages 5-10.*

___ Plan for three volunteers for the event. One volunteer will read the book aloud and introduce the game, one volunteer will steer whales that have gone astray along the journey, and one volunteer will hand out the final game card and talk with readers about whales (if they are comfortable doing so). Copy the suggested script for the one who will introduce the game and for the one who will hand out the final game card.

___ Plan for 11 locations for the 10 stations plus the starting location of the game. Chairs with a backrest to attach a poster to and a flat seat to leave items work perfectly! Desks would also work. Because the stations mimic the journey North of the humpbacks, you may plan to lay the chairs out from South to North in your space (for literal minded children).

___ Plan to order copies of **Here Come the Humpbacks!** by April Pulley Sayre and illustrated by Jamie Hogan (Charlesbridge Publishing) if you will be selling books at the event. Book sales can be arranged by contacting the publisher at orders@charlesbridge.com. (Optional)

___ Shop for individual serving packets of Goldfish snack crackers (1 packet for each anticipated participant.) *These will be the fish that your young whale (a.k.a. reader) eats when they arrive at the Stellwagen Bank!*

___ Shop for two jars of bubbles or one small bottle of bubbles for each anticipated participant. (Depending on whether you would like them to blow bubbles on location or take home a small bottle of bubbles for home use.) *These will represent your young whale blowing air out of his blow hole!*

These activities were created by Curious City for the picture book, **Here Come the Humpbacks!** by April Pulley Sayre and illustrated by Jamie Hogan (Charlesbridge Publishing).

Here Come the Humpbacks!: A Whale Migration Game for
Classrooms, Libraries, Bookstores, & Other Mammal Loving Locales

___ Shop for small white stickers. (About 10 stickers for each anticipated participant.) *These will be for your reader to pretend she is covered with barnacles like a humpback!*

___ Locate a copy of **Here Come the Humpbacks!** by April Pulley Sayre and illustrated by Jamie Hogan (Charlesbridge Publishing).

___ Locate a compass or two (that you don't mind kids handling). *This will allow your young whale to find the migration path North!*

___ Locate a bowl or cooler that could hold individual cartons of milk for each participant. *The milk will represent the 50 gallons a young whale must drink each day!*

___ Locate a bowl or basket that can hold individual serving packets of Goldfish snack crackers for each participant.

___ Locate a platter or plate that can catch the drips from bubbles.

___ Locate a container to hold your stickers. (Optional)

___ Locate a book stand. (Optional)

___ Locate some whale songs to play in the room. John Grout's *Whale Songs* album is available as a download on iTunes and is marvelous (although it contains the sounds of many types of whales). (Optional, but very atmospheric!)

___ Locate binoculars (that you don't mind kids handling). (Optional) *This will allow your reader to pretend he is on a whale watch boat!*

___ Locate other books from your shelves that feature ocean life. (Optional)

___ In the Office copy the four pages in this kit marked "Here Come the Humpbacks Event Kit, Cards" onto card stock (plain paper is fine if you do not have card stock). (1 copy for each anticipated participant.) If you would like to print multiple copies and not photocopy from this kit, visit the **Here Come the Humpbacks** book page at www.JamieHogan.com to download a PDF of just the cards.

___ In the Office assemble the cards by folding the sheet on the vertical line, gluing the inner blank side together so you have a double-sided vertical 1/2 sheet, and then cutting along the horizontal guides. Voila. Group the same cards together so you have piles of 1, 2, 3, and so on.

Here Come the Humpbacks!: A Whale Migration Game for Classrooms, Libraries, Bookstores, & Other Mammal Loving Locales

___ Consider adopting a humpback whale as part of this event! The final card given to readers in this game encourages them to help whales and dolphins by exploring the kids activities at the WDC (Whale Dolphin Conservation) and encourages them to work with their friends, family, school, or library to raise \$30 to adopt a whale.

Perhaps your readers will be inspired to raise money after your event or maybe you can work a fundraiser into your event. On the WDC donation website (<http://adoptawhalena.wdcs.org/>) you can select a particular whale to adopt. Most of the whales are Atlantic Ocean humpbacks taking the same route of migration as the whales in **Here Come the Humpbacks**. With your donation, you receive a WDC Adoption packet, certificate of adoption, and whale updates throughout the year. What a grand thing to have displayed on your non-fiction book cases and what a grander way to connect books to real world experience for your readers!

What You Might Prepare & Gather: (The Day of the Event)

___ Shop for individual cartons of plain, flavored, or even lactose free milk (1 carton for each anticipated participant.) *The milk will represent the 50 gallons a young whale must drink each day!*

___ Shop or Locate ice for your bowl or cooler that will hold the milk.

___ Set Up the 10 station locations plus your starting point. Because the stations mimic the journey North of the humpbacks, you may want to lay the chairs out from South to North in your space (for literal minded children).

___ Set Up the content of the 10 stations. The 10 posters from this kit work best taped to the back rest of the chair with the other items on the chair's seat. You can see many of the stations laid out by visiting the **Here Come the Humpbacks** book page at www.JamieHogan.com and following the link.

___ Start: Copy of **Here Come the Humpbacks** to read aloud, introduction script, pile of Card 1

Note: You do not have to read the book aloud. Some have used the migration game as a stop by, ongoing activity on a day celebrating the ocean or whales. If you choose to do an ongoing event like this, readers can begin the game at any time and the book reading may not fit the various start times.

Here Come the Humpbacks!: A Whale Migration Game for Classrooms, Libraries, Bookstores, & Other Mammal Loving Locales

- ___ Station 1: Poster 1, Pile of Card 2
 - ___ Station 2: Poster 2, Pile of Card 3, bowl or cooler of milk
 - ___ Station 3: Poster 3, Pile of Card 4, bubbles, platter or plate to catch the drips under the bubbles
 - ___ Station 4: Poster 4, Pile of Card 5, compass
 - ___ Station 5: Poster 5, Pile of Card 6, white dot stickers, container (Optional)
 - ___ Station 6: Poster 6, Pile of Card 7
 - ___ Station 7: Poster 7, Pile of Card 8
 - ___ Station 8: Poster 8, Pile of Card 9, binoculars (Optional)
 - ___ Station 9: Poster 9, Pile of Card 10, bowl or basket of individual serving packets of Goldfish snack crackers
 - ___ Station 10: Poster 10, Pile of the larger Card that reads, "Want to learn...", copy of **Here Come the Humpbacks**, bookstand, books from your shelves that feature ocean life (Optional)
- ___ Set Up your whale songs to play in the room. (Optional)

What You Might Do:
(During the Event)

___ Read aloud the picture book, **Here Come the Humpbacks**. Note: You do not have to read the book aloud. Some have used the migration game as a stop by, ongoing activity on a day celebrating the ocean or whales. If you choose to do an ongoing event like this, readers can begin the game at any time and the book reading may not fit the various start times.

___ Read aloud the introduction script or a brilliant ad lib of your own devising.

___ Distribute Card 1 to your readers.

___ Distribute Card 1 to your readers and send them out into the waters as baby whales.

___ Place the picture book, **Here Come the Humpbacks!** at Station 10 if you have removed it to read aloud.

___ Watch your baby whales drink, hop, blow, and barnacle their way through migration.

___ Read aloud the closing script or a brilliant ad lib of your own devising.

___ Congratulate yourself and the volunteers for doing your part to help the humpbacks!

**Here Come the Humpbacks!: A Whale Migration Game for
Classrooms, Libraries, Bookstores, & Other Mammal Loving Locales**

Introduction Script

Read aloud this introduction script or a brilliant ad lib of your own devising.

"Imagine this room as the warm waters of the Caribbean Ocean. It is filled with so many marvelous things including...humpback whales with flippers paddling and flukes pushing.

Now imagine yourself as the creature on this card. [Give child Card 1]

As a baby humpback whale, you will go on a journey with your mother [you can indicate the adults the child came with if this is a public event] from the Caribbean Ocean all the way to the Stellwagen Bank in the Gulf of Maine [point to the end of the room]. It is a journey of 1700 miles.

Each card will point you to a stop on the journey. At each stop do what the cards asks of you and then take the next card. Are you ready? Good luck!"

Closing Script

Ask your readers any of these questions or some of your own clever devising.

"What did you learn about humpback whales?"

"Is it easy growing up as a humpback whale?"

"What did you like most about pretending to be a whale?"

"What do you think you could do to help the whales?"


"What would it be like to see a humpback whale in real life?"

"Do you think you would like check out a book on whales or the ocean from the library?"


Here
Come
the

Humpbacks!

*Swim on over for a Book Reading,
Whale Migration Game, and to learn how
we can help the great mammals of the sea!*




Silver Bank




Mother's Milk

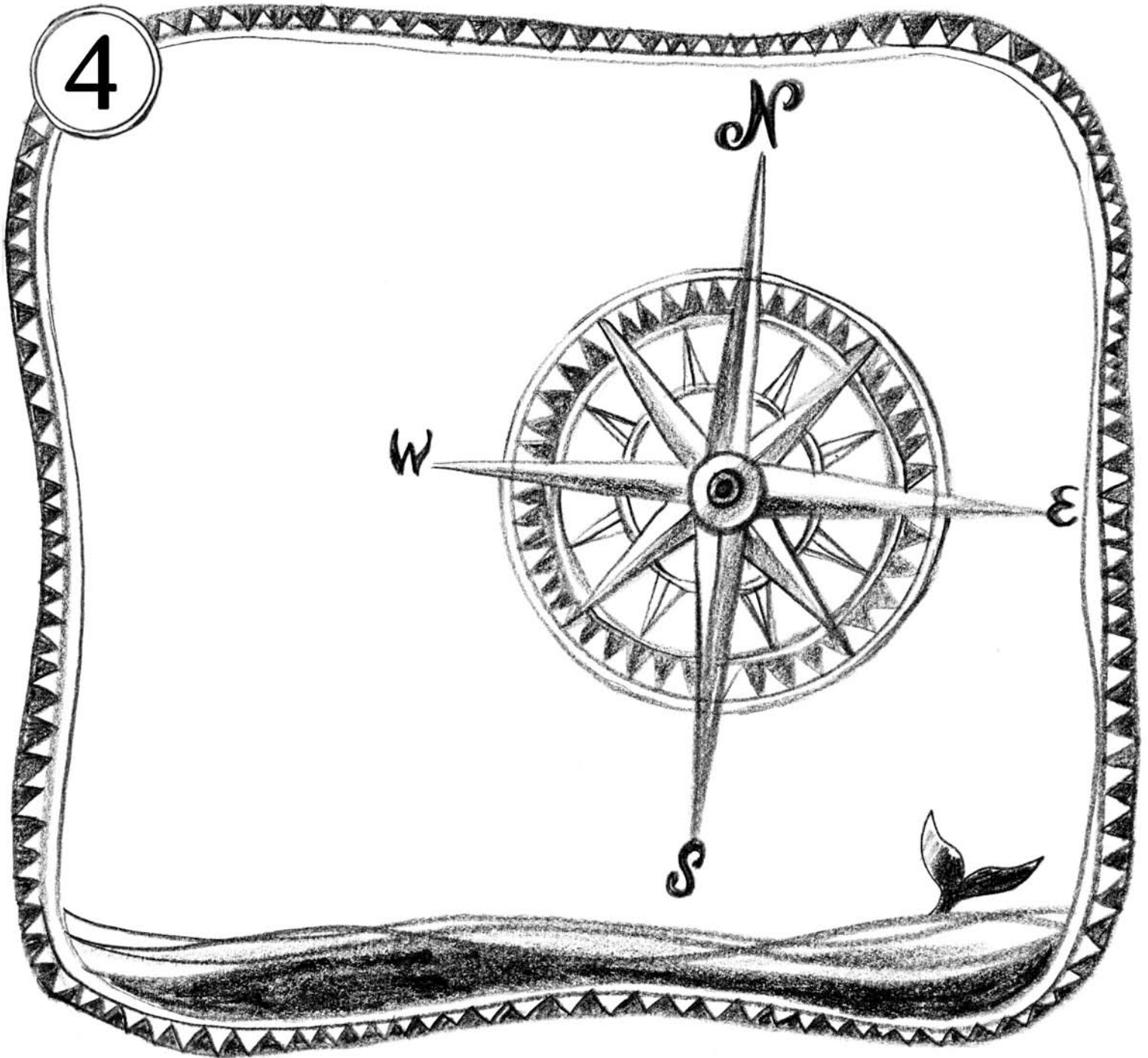
2



Blow Hole

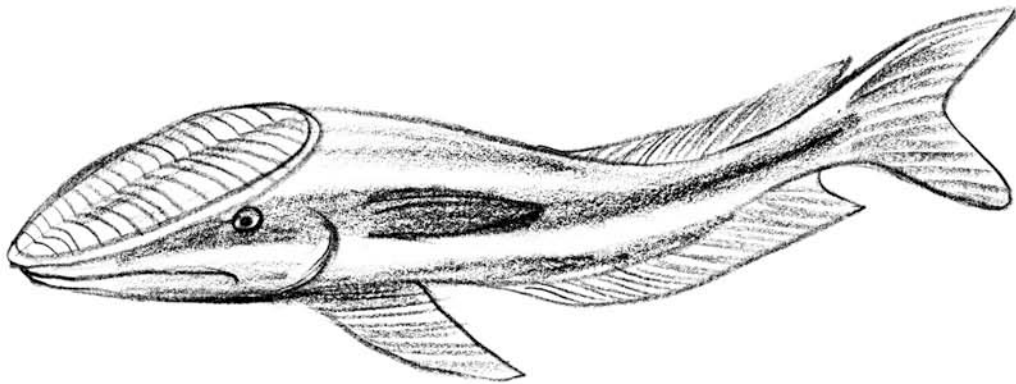


Open Sea

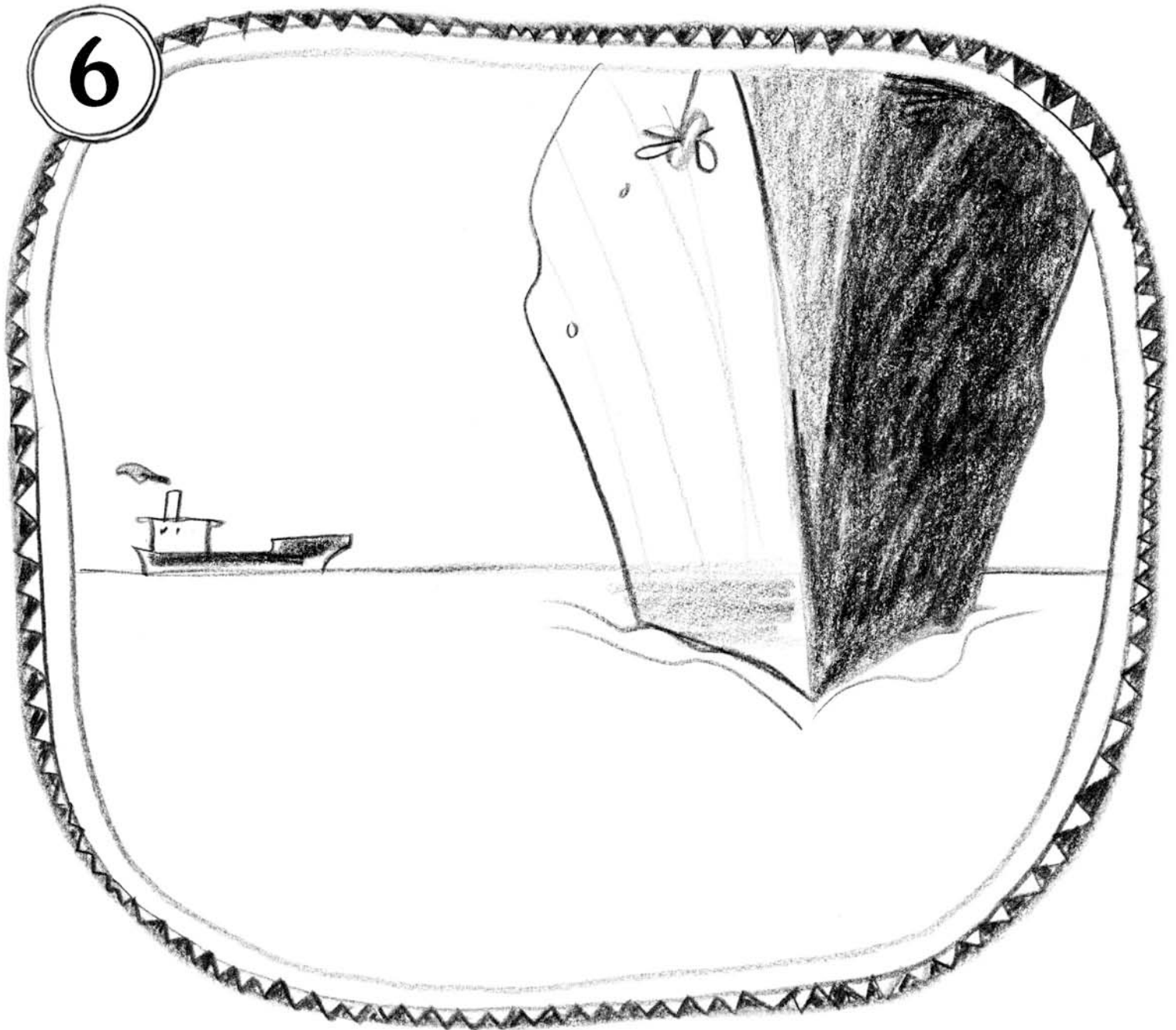


Hitchhikers


5



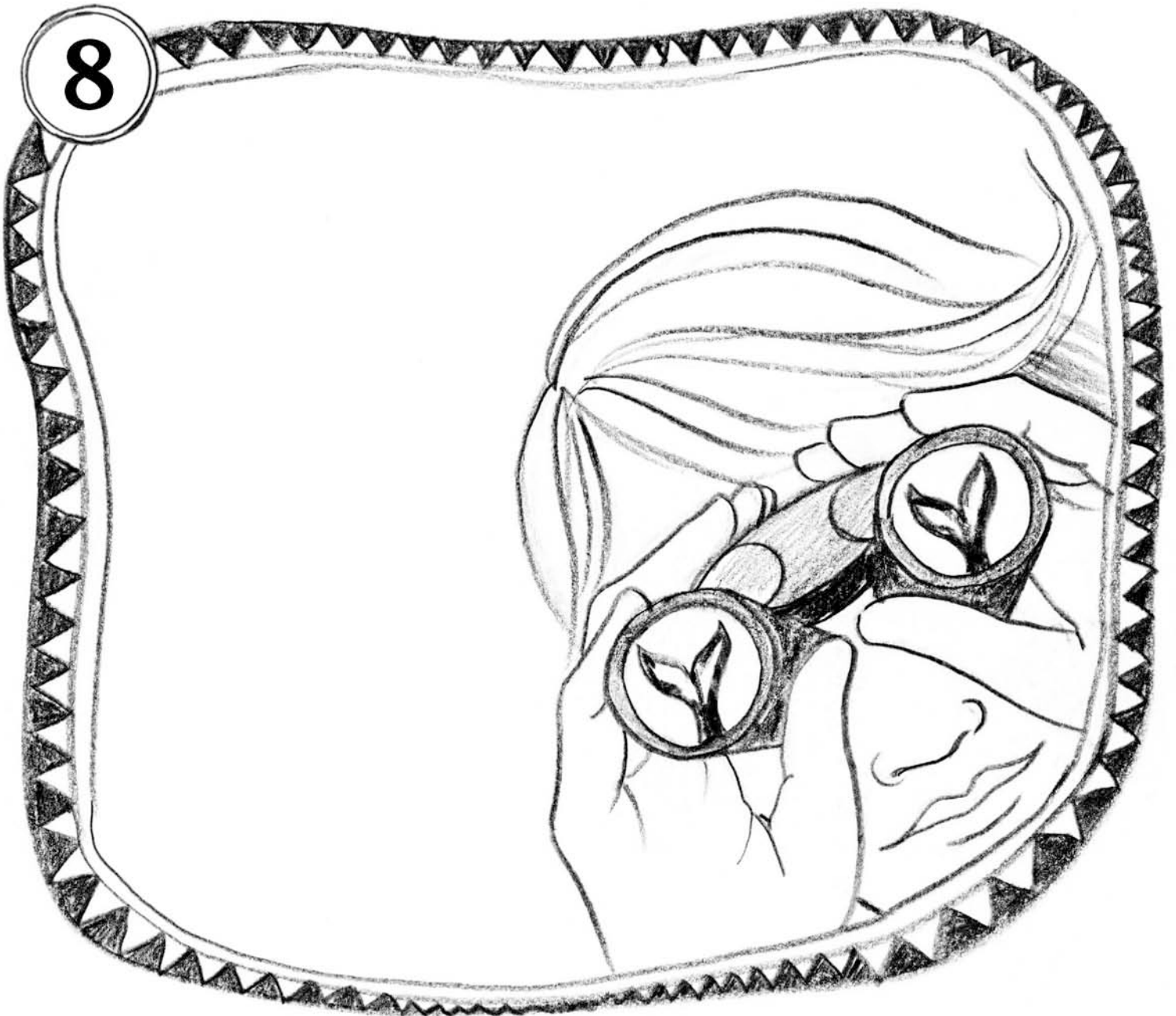
Shipping Lanes




Orca Whales



Whale Watch Boat



Stellwagen Bank



Here Come the Humpbacks

10



1

You're the biggest baby
in Silver Bank!




You weigh
2000 pounds
and you're 15 feet long.

- FIND THE **Silver Bank**.
- Circle the Silver Bank 3 times with flippers spread wide.
- Take the next card.

Based on the picture book, *Here Come the Humpbacks!*
by April Pulley Sayre and illustrated by Jamie Hogan
(Charlesbridge Publishing).

2

50 gallons
of milk
every day
builds
blubber.



Start
drinking!

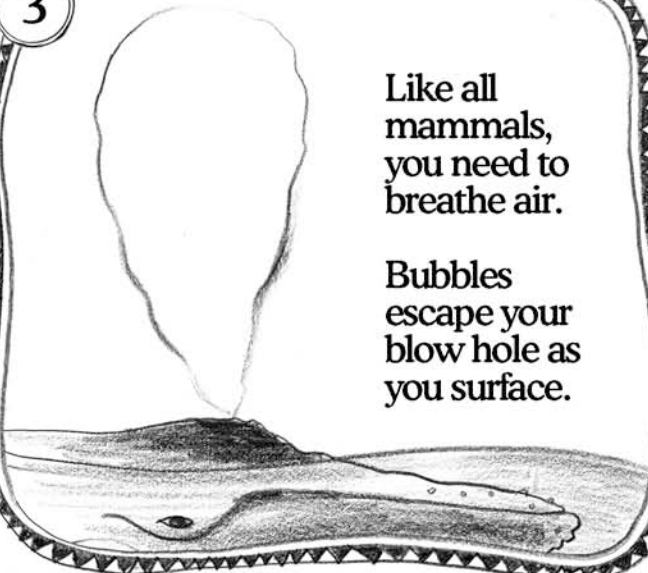
- FIND **Mother's Milk**.
- Take some milk for later!
- Take the next card.

Based on the picture book, *Here Come the Humpbacks!*
by April Pulley Sayre and illustrated by Jamie Hogan
(Charlesbridge Publishing).

3

Like all
mammals,
you need to
breathe air.

Bubbles
escape your
blow hole as
you surface.

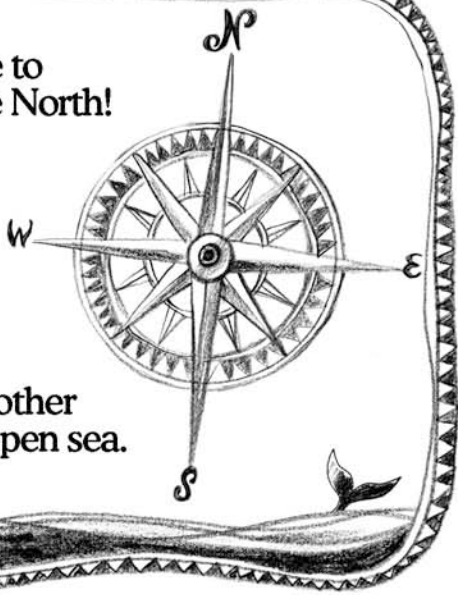


- FIND THE **Blow Hole**.
- Blow some bubbles.
- Take the next card.

Based on the picture book, *Here Come the Humpbacks!*
by April Pulley Sayre and illustrated by Jamie Hogan
(Charlesbridge Publishing).

4

It's time to migrate North!



Follow your mother to the open sea.

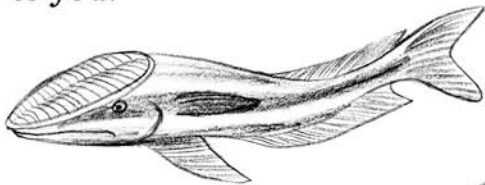
- FIND THE **Open Sea**.
- Find North.
- Take the next card.

Based on the picture book, *Here Come the Humpbacks!* by April Pulley Sayre and illustrated by Jamie Hogan (Charlesbridge Publishing).

5



As you swim, hitchhikers come along! Remoras and barnacles stick to you.

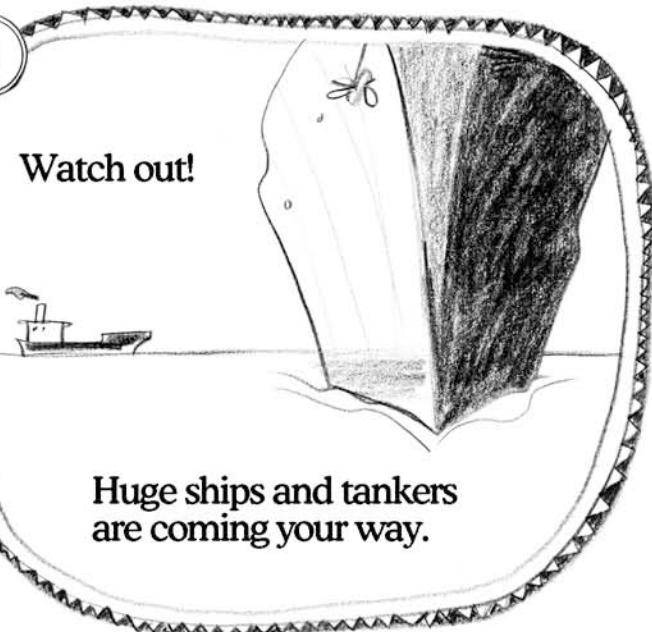


- FIND **Hitchhikers**.
- Stick barnacles on your self and your mother.
- Take the next card.

Based on the picture book, *Here Come the Humpbacks!* by April Pulley Sayre and illustrated by Jamie Hogan (Charlesbridge Publishing).

6

Watch out!



Huge ships and tankers are coming your way.

- FIND THE **Shipping Lanes**.
- Spin in all directions to make sure you are safe from ships.
- Take the next card.

Based on the picture book, *Here Come the Humpbacks!* by April Pulley Sayre and illustrated by Jamie Hogan (Charlesbridge Publishing).

7



Oh no!
Whales attack!

An orca bites
your tail, but
you get away.

- FIND THE POD OF **Orca Whales.**
- Hold your injured tail and hop on one foot.
- Take the next card.

Based on the picture book, *Here Come the Humpbacks!* by April Pulley Sayre and illustrated by Jamie Hogan (Charlesbridge Publishing).

8

You're being
watched!

Boats full of
humans
want to
catch sight
of you!




- FIND THE **Whale Watch Boat.**
- Smile and wave a flipper at the whale lovers.
- Take the next card.

Based on the picture book, *Here Come the Humpbacks!* by April Pulley Sayre and illustrated by Jamie Hogan (Charlesbridge Publishing).

9

Hungry? No more milk for you!
Chow down on fish, plentiful at
the Stellwagen Bank in the Gulf
of Maine.



- FIND THE **Stellwagen Bank.**
- Take your share of fish.
- Take the next card.

Based on the picture book, *Here Come the Humpbacks!* by April Pulley Sayre and illustrated by Jamie Hogan (Charlesbridge Publishing).

10

Congratulations, baby humpback!
You've come 1,700 miles and now weigh 18,000 pounds!

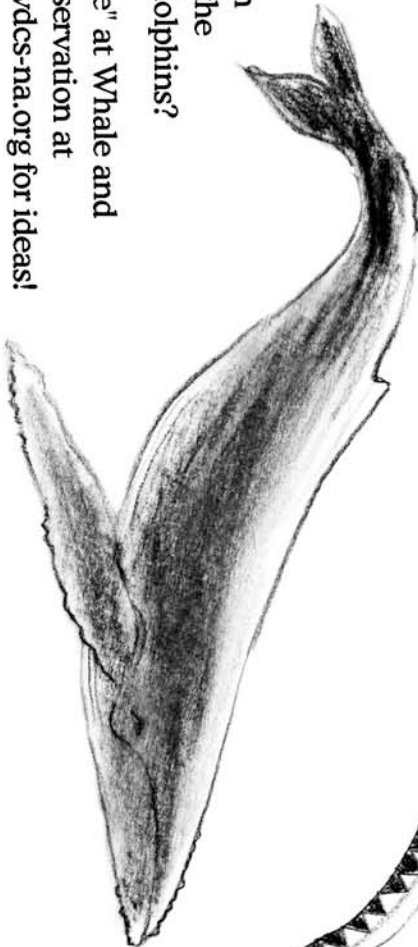


- FIND THE BOOK **Here Come the Humpbacks!**
- Read to learn more about humpbacks.
- Take the final card.

Goodbye. Swim deep. Feed well.

Want to learn how to help the whales and dolphins?
Visit "Kidzone" at Whale and Dolphin Conservation at <http://www.wdcs-na.org> for ideas!

Think about working with your friends, family, school, or library to raise just \$30 to adopt a humpback whale. Learn more at <http://adoptawhalena.wdcs.org>



You can also help whales and dolphins by learning about them.

Read the picture book, **Here Come the Humpbacks!** by April Pulley Sayre and illustrated by Jamie Hogan. (Charlesbridge Publishing) and other books.

Read all you can!

