


EXTRAORDINARY
WARREN
Story Hour Kit



Step-by-step instructions invite libraries, bookstores, K-3 classrooms and families to use the EXTRAORDINARY WARREN picture books by Sarah Dillard (Aladdin) to hold an Egg Hunt, Make Comics and "Be Extraordinary" while wearing a Warren Mask. Best for ages 6-9!

EXTRAORDINARY WARREN Story Hour Kit

About the Story Hour Kit

This Story Hour Kit is designed for libraries, bookstores, K-3 classrooms, and families with kids ages 6-9.


In the book, **Extraordinary Warren Saves the Day**, the chicken Warren must cross the road to find his chick friend, Egg. (Egg is named "Egg" because in much of the first book about the duo, **Extraordinary Warren: A Super Chicken**, Egg spends his time, well, within his egg.)



There are three possible activities in this Story Hour Kit that you can do together or individually! The kit instructions assume you will do all three.

- 1) Egg Hunt.** Readers will be handed a cut-out Warren (taped to a straw for easy holding) and explore your space looking for Warren's lost friend, Egg. (You will have previously placed cut-outs of Egg inside plastic Easter eggs and hidden the Easter eggs throughout your space.) Readers will laugh when they discover that egg=Egg and come running back to you with their discovery. They will be further delighted to crack open their egg and find Egg himself inside.
- 2) Extraordinary Warren Comics.** Much of the action in the book takes place in comic book frames, and the dialogue is in speech bubbles. The Warren and Egg from the Egg Hunt can be glued down on a comics page, and additional characters and speech bubbles can be added for a companion page. This can be done in any setting and does not need to be done with the Egg Hunt.
- 3) Be Extraordinary Mask.** Warren is quite iconic with his red glasses and orange beak. We have created a template where readers can color, cut, and assemble Warren's wonderful glasses and stately beak.


These activities were created by Curious City with Sarah Dillard. Find more like them at www.CuriousCityDPW.com. All illustrations in this kit are © 2014 by Sarah Dillard. All rights reserved.



EXTRAORDINARY WARREN Story Hour Kit

About the Books

Filled with simple text, speech balloons, and engaging illustrations, these easy-to-follow stories are a blend between a picture book and a chapter book, making it an ideal bridge for independent readers.



Extraordinary Warren Saves the Day

Written & Illustrated by Sarah Dillard

Published by Aladdin


ISBN-13: 9781481403528

Publication date: 10/7/2014

Age range: 6-9 Years

Warren, the bespectacled hero of Extraordinary Warren, is delighted to have a sidekick and feathered friend in the newly hatched Egg. But Egg is rather exasperating. New to the world, he asks so many questions and has so much to learn. Early one morning Egg takes off on his own and crosses the road, where he winds up getting lost in a field of corn. Warren is so busy imagining his flight to the moon that he doesn't even know Egg is missing! But when Warren finally realizes Egg has flown the coop, nothing stops him from locating his best buddy—not even that hungry rat, Millard.

“With colorful illustrations, an engaging plot, and simple text presented in short sentences or graphic novel format, this book will attract readers. Warren and Egg show children the power of reaching for one's dreams and exhibiting moonshot thinking.”
—School Library Journal



Extraordinary Warren: A Super Chicken

Written & Illustrated by Sarah Dillard

Published by Aladdin

ISBN-13: 9781442453401

Publication date: 2/11/2014

Age range: 6-9 Years

Warren, a bespectacled chicken, is bored with the everyday chicken routine: peck, cluck, feed; peck, cluck, feed. Same old, same old. There must be more to life, no? And there must be more to Warren. He leaves the farm to discover what makes him special—and with the help of an unhatched egg and a snarky, hungry rat, he just might get some answers.

“A good-humored story that nicely blends picture book, chapter book, and graphic novel elements.” —Publishers Weekly

EXTRAORDINARY WARREN Story Hour Kit

About the Author & Illustrator

Sarah Dillard studied art at Wheaton College and illustration at Rhode Island School of Design. She lives with her husband in Waitsfield, Vermont.

Extraordinary Warren Story Hour

What You Might Prepare - One Month in Advance of the Event

___ Locate a copy of the picture books **Extraordinary Warren Saves the Day** and **Extraordinary Warren: A Super Chicken**, written and illustrated by Sarah Dillard (Aladdin).

___ If you are doing an event for the public, copy and display the Story Hour Poster in this kit, hand it out in your community, and include it in a display. List the event in newsletters and online calendars with copy such as:

In the **Extraordinary Warren** picture books by Sarah Dillard (Aladdin), it is not just the red glasses and cape that set Warren aside from the other young chickens in the barnyard. Warren wants to be different. He meets his curious match when Egg finally comes out of his egg. We will be going on an Egg Hunt, making ourselves “extraordinary” with Warren glasses, and even making **Extraordinary Warren** comics. Join us! Best for ages 6-9, but all welcome.

___ Collect or buy plastic Easter eggs. (1 for each anticipated participant) They can be found cheaply at <http://www.partycity.com/product/easter+eggs.do>.

___ Collect or buy straws, coffee stirrers, or popsicle sticks (1 for each anticipated participant).

___ OPTIONAL: Collect or buy inexpensive red cloth to make Warren capes. 1/2 - 3/4 of a yard (1 for each anticipated participant) should make a simple cape. No need to sew. Your readers can tie the cape loosely at their throats and use their imaginations!

What You Might Prepare - One Week or More in Advance of the Event:

___ For the Egg Hunt, print out the “Warren Sheet” and “Egg Sheet” on regular paper.

___ For the Egg Hunt, cut out the individual extraordinary chickens (1 for each anticipated participant).

___ For the Egg Hunt, tape each Warren cut-out to a straw or coffee stirrer or popsicle stick so a reader can easily hold Warren. Place the Warrens in a box or basket for later handout.

___ For the Egg Hunt, place each Egg cut-out within a plastic Easter egg for later hiding.

EXTRAORDINARY WARREN Story Hour Kit

What You Might Prepare - One Week or More in Advance of the Event (cont.):

___ For the Be Extraordinary Mask, print out “Be Extraordinary” sheet (1 for each anticipated participant). This activity is best when printed on card stock, but regular paper also works. Set aside for the event.

___ For the Extraordinary Warren Comics, print out “Extraordinary Warren Comics” and “Extraordinary Warren Comics by YOU” sheets (1 for each anticipated participant) on regular paper. Set aside for the event.

What You Might Gather - One Week or More in Advance of the Event:

___ Crayons or colored pencils (for all to share). The colors red, orange, and yellow may be in high demand for coloring Warren’s glasses and beak!

___ Rolls of clear tape (for all to share).

___ Kid-safe scissors (for all to share).

___ Glue sticks (for all to share).

___ Pencils for writing out comics (for all to share).

Don’t Have Time for the Full Activity? Make the “Be Extraordinary” sheet and the printed and stapled “Extraordinary Warren Comics” and “Extraordinary Warren Comics by YOU” sheets available to take home. (1 for each anticipated participant)

What You Might Do - The Day of the Event

Getting Ready

___ For the Egg Hunt, hide the Easter eggs with the chick “Egg” cut-outs inside throughout your space at kid level.

___ For all activities, place crayons and/or colored pencils, rolls of clear tape, kid-safe scissors, glue sticks, and pencils for writing out comics on your craft table for all to share.

___ For all activities, place the “Be Extraordinary”, “Extraordinary Warren Comics” and “Extraordinary Warren Comics by YOU” sheets on your craft table for all to share.

___ For the Egg Hunt, place the “Warrens” on their straws, coffee stirrers, or popsicle sticks within reach of your read-aloud seat.

EXTRAORDINARY WARREN Story Hour Kit

Read Aloud & Activity

___ Read aloud the picture books **Extraordinary Warren Saves the Day** and **Extraordinary Warren: A Super Chicken**, written and illustrated by Sarah Dillard (Aladdin).

___ For the Egg Hunt, invite participants to become Warren and go searching for Egg with an invitation such as:

Would you like to be Extraordinary Warren?

___ For the Egg Hunt, hand out Warrens to your readers, asking them to describe Warren and to define “extraordinary.” Continue the dialogue:

You are all extraordinary like Warren!

Who is Warren’s friend?

Egg is pretty small. Where did he or where could he get lost?

Would you like to pretend that our space is a great big cornfield with green stalks stretching over our heads? Shall we pretend that Egg is lost there?

Do you want to go on a treasure hunt to find Egg? We can be Extraordinary like Warren and help find Egg!

Once you each find Egg, come back and find me at the craft table.

___ For the Extraordinary Warren Comics, invite your readers to return to the craft table to tell their own stories about Egg and Warren by gluing them to the “Extraordinary Warren Comics by YOU” sheet. They can expand their story by adding Eggs, Warrens or even Millards from the “Extraordinary Warren Comics” sheet. Have them use the thought and speech bubbles to expand upon their comics.



- AND / OR -

___ For the Be Extraordinary Mask, invite your readers to return to the craft table to color and cut Warren’s glasses and beak from the “Be Extraordinary” sheet. Snap some pictures of your Warrens. Author/illustrator Sarah Dillard (sarah@sarahdillard.com) would love to see them!

___ OPTIONAL: Hand out cloth for Extraordinary Warren capes.

___ Send readers home with whichever activity they did not get a chance to do.




EXTRAORDINARY
WARREN
Story Hour!



Treasure Hunt!
Mask Making!
Comics!




WARREN SHEET

Cut out each individual Warren and attach to a straw, coffee stirrer, or popsicle stick.










EGG SHEET

Cut out each individual chick named "Egg" and tuck him inside a plastic Easter egg.







Extraordinary Warren Comics

Hello, Extraordinary Reader! Can you cut out Warren, Egg, Millard, and some speech bubbles to create your own Extraordinary Warren Comics? (If you took the Egg Hunt, you can also use what you found!) Collage your story onto the attached sheet.



Extraordinary Warren Comics by YOU

Share a snapshot of your comics with the author at sarah@sarahdillard.com and read more about EXTRAORDINARY WARREN at your bookstore or library!




BE EXTRAORDINARY!!

IN 7 EASY STEPS



1. Color and cut out the glasses and temples.
2. Color, cut out and fold the chick beak with horizontal line folded up and vertical lines fold down.
3. Connect the A's and B's.
4. Pop on the glasses and Connect the C's behind your head.
5. Create a cape.
6. Find a friend like Egg.
7. Discover and Explore!

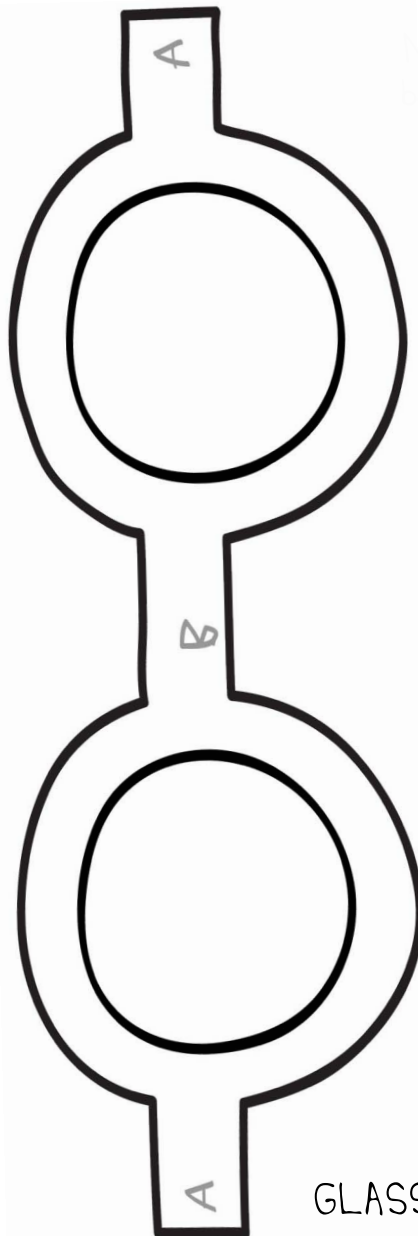
NOTE: This paper craft works best when printed on card stock.



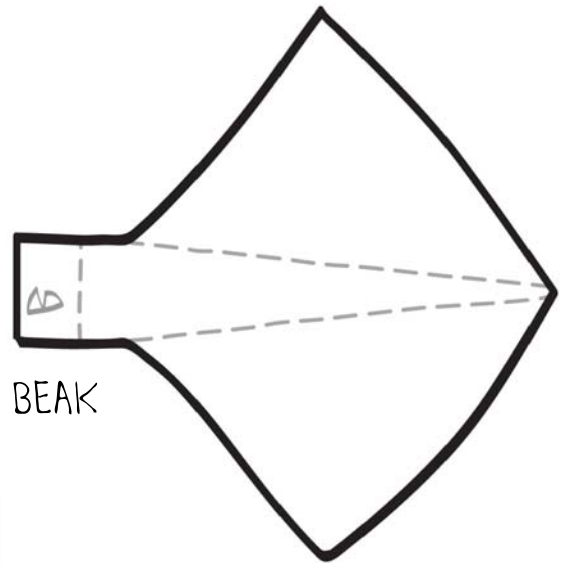
From the EXTRAORDINARY WARREN books!

From the EXTRAORDINARY WARREN books!

TEMPLES



GLASSES



BEAK