

A Read Aloud & Food Drive Activity Kit
For Libraries, Bookstores, Schools & Communities

ABOUT THE KIT



I will fold some pilgrim hats.
Proper paper pilgrim hats.
Perfect festive table mats.
I will fold some hats.

In the picture book **Sharing the Bread: An Old-Fashioned Thanksgiving Story**'s turn of the twentieth century setting, we see a loving family prepare a meal together. With the book's final lines, author Pat Zietlow Miller celebrates the "sharing of bread" that has happened every Thanksgiving since that turn of that great century.

*We will share the risen bread.
Our made-with-love Thanksgiving spread.
Grateful to be warm and fed.
We will share the bread.*

The final lines may also remind us to share the bread with those *not* at our table.

This kit invites you to:

Use the Read Aloud as a Food Drive Event

The event poster encourages event attendees to bring non-perishable food to support a local food bank or shelter. For those not able to collect food, the kit also provides flyers encouraging donations post-event.

Create Thanksgiving Place Card Craft

The children in the book make pilgrim hat placemats for their Thanksgiving table. The simple craft in this kit invites children to make pilgrim hat place cards. The cards quote the last line of the book and ask holiday guests to, "Remember to 'share the bread' with those in need."

ABOUT THE BOOK

Sharing the Bread:

An Old-Fashioned Thanksgiving Story


By Pat Zietlow Miller

Illustrated by Jill McElmurry

Published by Random House Children's Books

ISBN-13: 9780307981820

Age Range: 4 - 8 Years



Celebrate food and family with this heartwarming Thanksgiving picture book. *We will share the risen bread. / Our made-with-love Thanksgiving spread. / Grateful to be warm and fed. / We will share the bread.*

In this spirited ode to the holiday, set at the turn of the twentieth century, a large family works together to make their special meal. Mama prepares the turkey, Daddy tends the fire, Sister kneads, and Brother bastes. Everyone—from Grandma and Grandpa to the littlest baby—has a special job to do. Told in spare, rhythmic verse and lively illustrations, **Sharing the Bread** is a perfect read-aloud to celebrate the Thanksgiving tradition.

“Miller’s **Wherever You Go** showcased her talent for creating pitch-perfect rhymes, and that skill is just as present in this portrait of a family...McElmurry’s gouache paintings exude familial affection...This is a warm and wonderful holiday treasure.”

—*Publishers Weekly*, Starred Review

“This book captures the spirit of a traditional Thanksgiving dinner...”

—*School Library Journal*

ABOUT THE AUTHOR

Pat Zietlow Miller received an Ezra Jack Keats New Writer Honor for **Sophie's Squash**, her picture-book debut, which was the recipient of four starred reviews, a Charlotte Zolotow Honor, and a Golden Kite Award. She is also the author of **Wherever You Go**. Thanksgiving is her favorite holiday, and every year her family works together to make a meal, almost as well as the family in this book. Pat lives in Madison, Wisconsin. Visit the author at patzietlowmiller.com.

ABOUT THE ILLUSTRATOR

Jill McElmurry has illustrated many picture books for children, including the bestseller **Little Blue Truck** by Alice Schertle, **The Tree Lady** by H. Joseph Hopkins, and **Mario Makes a Move**, which she also wrote. When she was fifteen, her family was invited to Thanksgiving in a giant Queen Anne-style Victorian house. Every table was laden with gorgeous treats, and she ate so much she couldn't stand up straight for two days. Jill lives in Albuquerque, New Mexico. Learn more at jillmcelmurry.com.

Sharing the Bread: A Read Aloud & Food Drive Activity Kit

PREPARING FOR THE ACTIVITIES

You will, of course, create your own grand program or lesson plan! Following are simply suggested ways to prepare for an event or classroom experience.

___ Locate a copy of the picture book **Sharing the Bread: An Old-Fashioned Thanksgiving Story** by Pat Zietlow Miller and illustrated by Jill McElmurry (Random House Children's Books).

___ Decide whether you want to use this event or book reading to collect food stuffs for a local shelter or food bank. Contact the food bank to see what food they are requesting. If you want to inspire giving, but don't have the ability to collect food, this kit includes a take-away flyer to encourage direct donations post-event.

___ If you list your events in newsletters and online calendars, here is some text that may help with those listings:

In the picture book, **Sharing the Bread: An Old-Fashioned Thanksgiving Story** by Pat Zietlow Miller and illustrated by Jill McElmurry (Random House Children's Books), a large family works together to make their special holiday meal. Together we will be making pilgrim hat place cards that encourage Thanksgiving guests to “share the bread” with those in need. Consider bringing a food donation of _____ to this event and we will deliver it to the _____. Best for ages 4-8, but all welcome.

This quote from the book and tagline might also be useful in your marketing:

*“We will share the risen bread.
Our made-with-love Thanksgiving spread.
Grateful to be warm and fed.
We will share the bread.”*

—From the picture book, **Sharing the Bread**
by Pat Zietlow Miller (Random House)

Remember to “share the bread” with those in need.

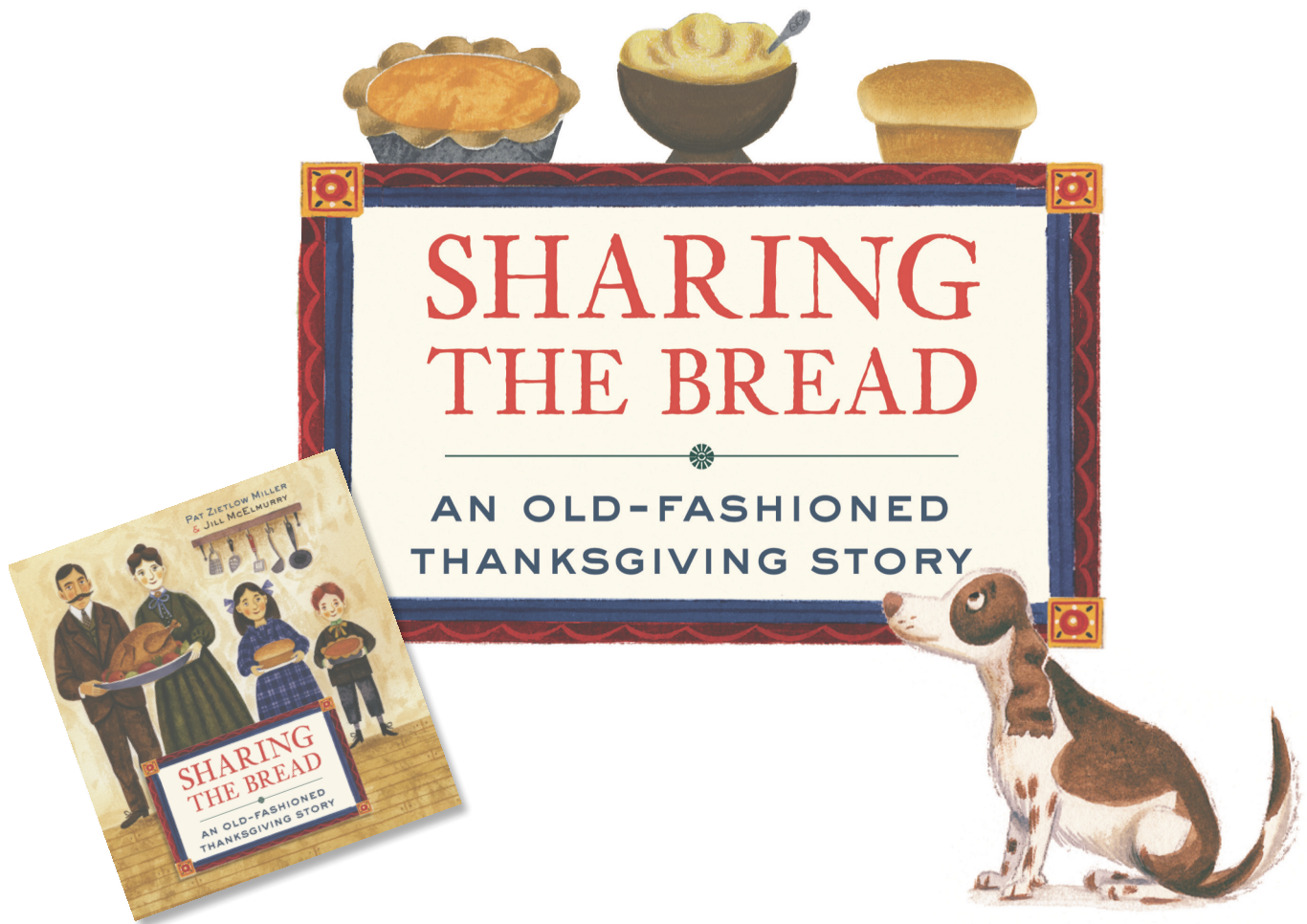
___ If you are doing an event for the public, there is a poster included in this kit. If you would like to match the poster font, it is Archer. Once edited, copy and display the poster at your location and in your community.

___ Make a copy of the Thanksgiving Place Card sheet for each anticipated attendee. The craft will work on regular paper, but is even nicer when printed on cardstock.

___ Make copies of the Sharing the Bread 2-up sheet for each anticipated attendee if you want to inspire food donations post-event. It has a section for you to handwrite or tack on a list of possible food donations. If you would like to match the poster font, it is Archer.

___ Gather supplies for the craft including: colored pencils or crayons and scissors.

___ Thanks for “sharing the bread” and Happy Thanksgiving!

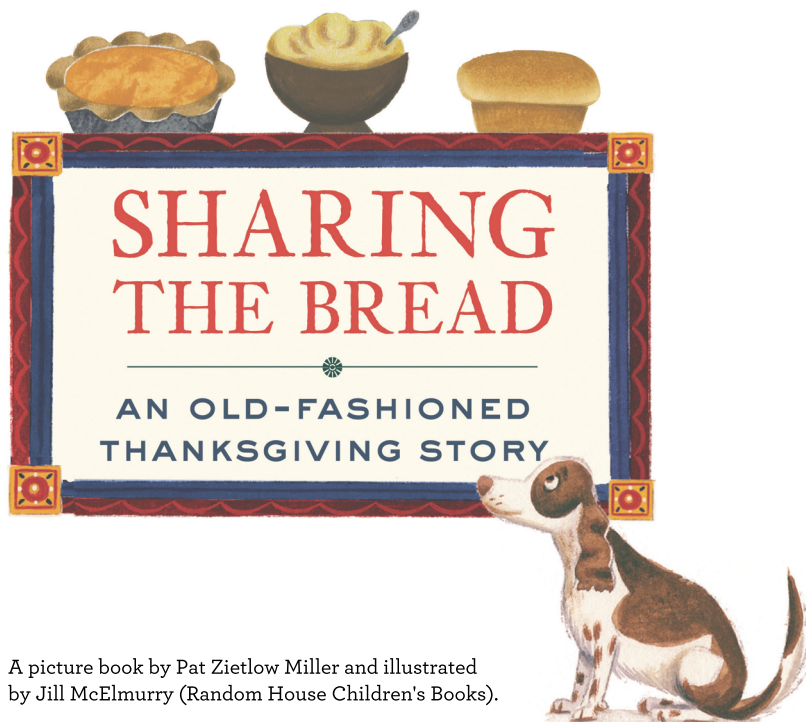


*Join us for a Thanksgiving
read aloud & craft project!*

When:

Where:

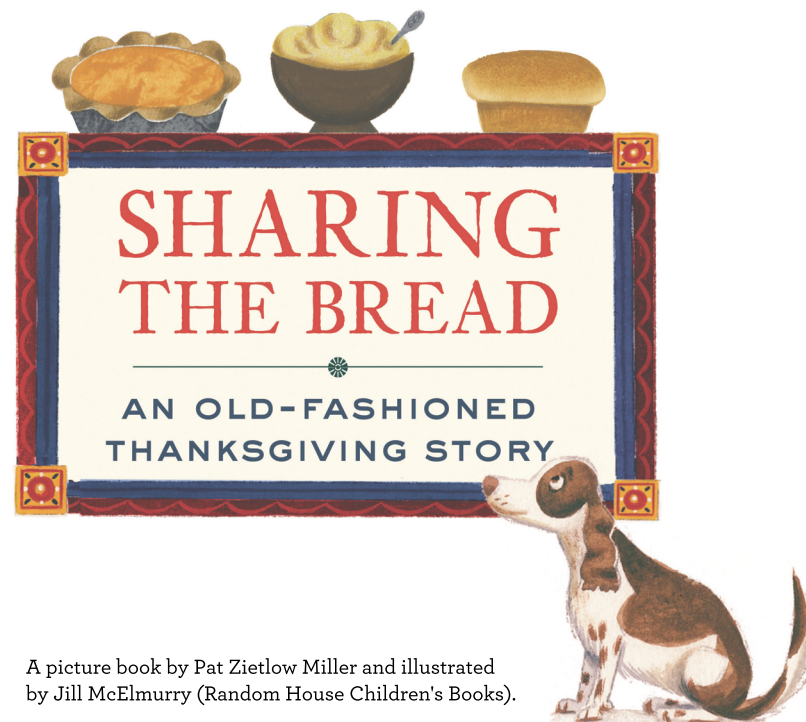
Food Donations Welcome: Consider “sharing the bread” with those in need by bringing non-perishable food items to the event!



A picture book by Pat Zietlow Miller and illustrated
by Jill McElmurry (Random House Children's Books).

Food Donations Needed!

Consider “sharing the bread” with those in
need by donating the following food items:



A picture book by Pat Zietlow Miller and illustrated
by Jill McElmurry (Random House Children's Books).

Food Donations Needed!

Consider “sharing the bread” with those in
need by donating the following food items:

Sharing the Bread Thanksgiving Place Cards

Who will be sharing your bread at Thanksgiving this year? Print this sheet on cardstock or regular paper. Each image is a pilgrim hat stacked top to top. Decorate the bottom portion of the hat. Consider writing your guest's name along the brim. Cut out the hats, keeping them connected in the center. Fold the hat at the center dotted line. Fold the top and bottom flaps inwards along the dotted line. Place the cards on your holiday table. More place cards are available at CuriousCityDPW.com by searching "Thanksgiving."

Now sit down at the table and please pass the bread!

