

A Bear's Year

A Read Aloud & Celebration of the Seasons Kit



Illustration © Gerry Turley from A Bear's Year

For early childhood or elementary classrooms, libraries, bookstores, children's parties or play dates. Ages 2-6.

A Bear's Year: A Read Aloud & Celebration of the Seasons Kit

ABOUT THE KIT

Use this kit in an early childhood or elementary classroom, library, bookstore or at a child's party or play date. Best for ages 2-6.

In this picture book, two bear cubs experience the seasons under the watchful eye of their mother. This kit will give you the materials, preparation tips and suggested dialogue to:

- Sing a song about bear cubs to the tune of *Twinkle, Twinkle Little Star*.
- Pull paper bear cubs (for each child) from a paper den.
- Send your cubs on a bear hunt for each of the four seasons.
- Allow your cubs to collect a paper wedge for each of the seasons.
- Allow your cubs to crawl in their own paper den when the snowflakes fall.
- Create a Circle of Seasons in *A Bear's Year* with your cubs using the collected wedges and a spinning arrow,

The kit also includes a poster and copy to advertise your event!

Like this event kit? There are more children's literature engagement kits at CuriousCityDPW.com.

ABOUT THE BOOK

A Bear's Year

By Kathy Duval

Illustrated by Gerry Turley

Published by Random House


Children's Books

ISBN-13: 9780385370127

Age Range: 3 - 7 Years

Deep in her den under a snowflake blanket, Mama snuggles her newborn babies. When spring arrives, the bears awaken and emerge from their lair, and as the weather warms to summer, Mama teaches her young ones to fish, gather berries, and dig for roots. Then, in fall, the leaves turn gold, food grows scarce, and the family prepares for hibernation and the coming winter.

With spare, accessible text and charming illustrations, here is a sweet, gentle introduction to how bears experience the changing seasons, perfect for the youngest readers and listeners.



"...language lends itself to sharing both with a group of young cubs or with a solitary special one, snuggled on a lap. A sweet and satisfying look at the natural world."

—School Library Journal

ABOUT THE AUTHOR

Kathy Duval is the author of **Take Me to Your BBQ**, illustrated by Adam McCauley, and **The Three Bears' Halloween** and **The Three Bears' Christmas**, both illustrated by Paul Meisel. Visit her at kathyduval.com.

ABOUT THE ILLUSTRATOR

Gerry Turley is the author and illustrator of **Woooo!**, his first picture book. His work was featured in the Bologna International Children's Book Fair Illustrators Exhibition in 2012. He studied illustration at Glasgow School of Art and at the Royal College of Art. Learn more at gerryturley.com.

PREPARING FOR THE ACTIVITIES

You will, of course, create your own grand program or lesson plan! Following are simply suggested ways to prepare for an event or classroom experience.

___ Locate a copy of the picture book **A Bear's Year** by Kathy Duval and illustrated by Gerry Turley (Random House Children's Books).

___ If you list your events in newsletters and online calendars, here is some text that may help with those listings:

In the picture book, **A Bear's Year** by Kathy Duval and illustrated by Gerry Turley (Random House Children's Books), two bears cubs experience the seasons under the watchful eye of their mother. Your bear cubs are invited to explore spring, summer, autumn and winter with a read aloud, treasure hunt and seasonal circle craft. Best for ages 2-6, but all welcome.

___ Print one copy each of the five posters for the five stations.

___ There are two sheets named A Bear's Year: Cub Cut-Outs. One is a fully illustrated Gerry Turley bear cub and the other is a black and white outline of the same bear. You can decide whether you want your children to color their bear or not. Regardless, print and cut out enough of the cut-outs so each child has a bear cub.

___ There is a sheet named A Bear's Year: Season Cut-Outs. Print and cut out enough of the cut-outs so each child will have an arrow and a circle. Per the instructions on the sheet, the circle should be cut into four wedges and the arrow will need to be hole punched.

___ Print out A Circle of Seasons in A Bear's Year sheet for each child. With scissors, snip the "x" in the middle of the circle.

___ Locate round-head fasteners (one for each child).

___ Locate small grocery or lunch bags (one for each child). The 5.5" w x 11" l brown paper bag is best.

A Bear's Year: A Read Aloud & Celebration of the Seasons Kit

___ Locate a blue blanket or sheet to serve as a stream. Locate a bear cub-sized “log” to allow the paper bears to cross the stream. (Optional).

___ Gather glue sticks (one for every 1-2 children) and a pile of crayons.

___ Consider locations for the five stations of the “search for seasons” starting with Station 1 nearest the read aloud location and Station 5 nearest your craft area.

___ Consider whether or not you will sing a song with the children. If you would like to, print out copies of *Wake Up, Little Bear* to share or copy it big for all to see.

___ Consider whether or not you will serve a snack. The cubs eat fish, grubs, roots, honey and berries in the book. Honey sticks would be a sweet, natural treat, but can get messy. Swedish fish? Berry fruit roll-ups? Cheese curls or potato puff for grubs?

SETTING UP THE ACTIVITIES THE DAY-OF

___ Hang each station's poster and lay the matching season wedges beside or below them.

Station 1

Season Wedge: Purple flowers

Poster Reads:

Pick some Springtime purple flowers.
Now summer is coming
and your bear cub is hungry.
Find some red berries for him to eat.

Station 2

Season Wedge: Red berries

Poster Reads:

Pick summer red berries
for your growing bear cub.
Now autumn is coming
and your cub has a thicker coat.
Cross the stream and look
for the gold leaves on the mountain.



A Bear's Year: A Read Aloud & Celebration of the Seasons Kit

Station 3

Season Wedge: Gold leaves

Poster Reads:

Gather the gold leaves from the mountain.

Now winter is coming. Look for a sky full of snowflakes.

Those snowflakes will tell cub it is time to hibernate.

Station 4

Season Wedge: White snowflake

Poster Reads:

Catch some snowflakes for cub.

Look for a den for cub to sleep through the snowy winter.

Station 5

Object: Paper bag dens

Poster Reads:

Let cub crawl into her den to sleep until spring.

Take the purple flower, the red berries, the gold leaf and the white snowflake and make a circle of the seasons to remember A Bear's Year.

___ Lay the blue blanket or sheet and "log" between Station 2 and 3 like a stream to cross. (Optional).

___ Open the paper bags at Station 5. Roll the edges back to make a more circular opening.

___ On your craft table lay out Circle of Seasons in A Bear's Year sheet, arrows, round-head fasteners, crayons and glue sticks.

___ Place all the bear cubs in one paper bag next to your read aloud chair.

_____ Lay out your snack. (Optional).

THE DAY OF THE EVENT ACTIVITIES

___ Read the picture book **A Bear's Year** by Kathy Duval and illustrated by Gerry Turley (Random House Children's Books) aloud to your children.

___ Sing *Wake Up, Little Bear* with your children.

A Bear's Year: A Read Aloud & Celebration of the Seasons Kit

___ Transition to the activity with dialogue like:

This picture book took us through a bear's year. Can you name the seasons the bears experienced?

Do you remember what happened in springtime? [Show the fourth spread with three bears coming out of the den into the stand of birch and purple flowers.]

That's right the bears came out of the den. I have a den right here! Let me reach inside and see if there are any bear cubs inside. There are! And I think there is a bear cub for each one of you.

[Pull the bears from the bag and distribute to each child.]

Would you like to take your bear on a journey through the seasons? Your bear cub will have to find the purple flowers of spring, the red berries of summer, the yellow leaves of autumn and the white snowflakes of winter.

Do you want to help your bear find all those things? First, let's take your bear cub to springtime. Spring will have purple flowers. Let's look for the purple flowers.

___ If there are not families to help, assist children in reading the posters at the stations.

___ At Station 5, children can snuggle their cubs into their paper bag dens. Have them bring their den and season wedges to the craft table.

___ Have the children match the season wedge to the season on the Circle of Seasons in A Bear's Year sheet. Have them glue the wedges in place.


___ Have an adult help the children poke a round-head fastener through the arrow, through the center of the Circle of Seasons and then open the fastener on the backside of the paper.

___ Send the children home with their cub in a den, Circle of Seasons and a sweeter sense of a bear's year.

Come Play in a Bear's Year!



Join us for a...
Book Read Aloud,
Some Bear Antics,
and a Season Craft!





A Bear's Year CUB CUT-OUTS

Cut out a bear cub
for each child.





Based on a Gerry Turley book
illustration from A Bear's Year

A Bear's Year CUB CUT-OUTS

Cut out a bear cub
for each child.



A Bear's Year SEASON CUT-OUTS

___ Cut out one circle for each child.

___ Cut the circle on the interior white lines to make 4 wedges.

___ Cut out an arrow for each child.

___ Hole punch the arrow on the center circle.

___ Rest your paw and repeat with next sheet!



A Picture Book by Kathy Duval
Illustrated by Gerry Turley

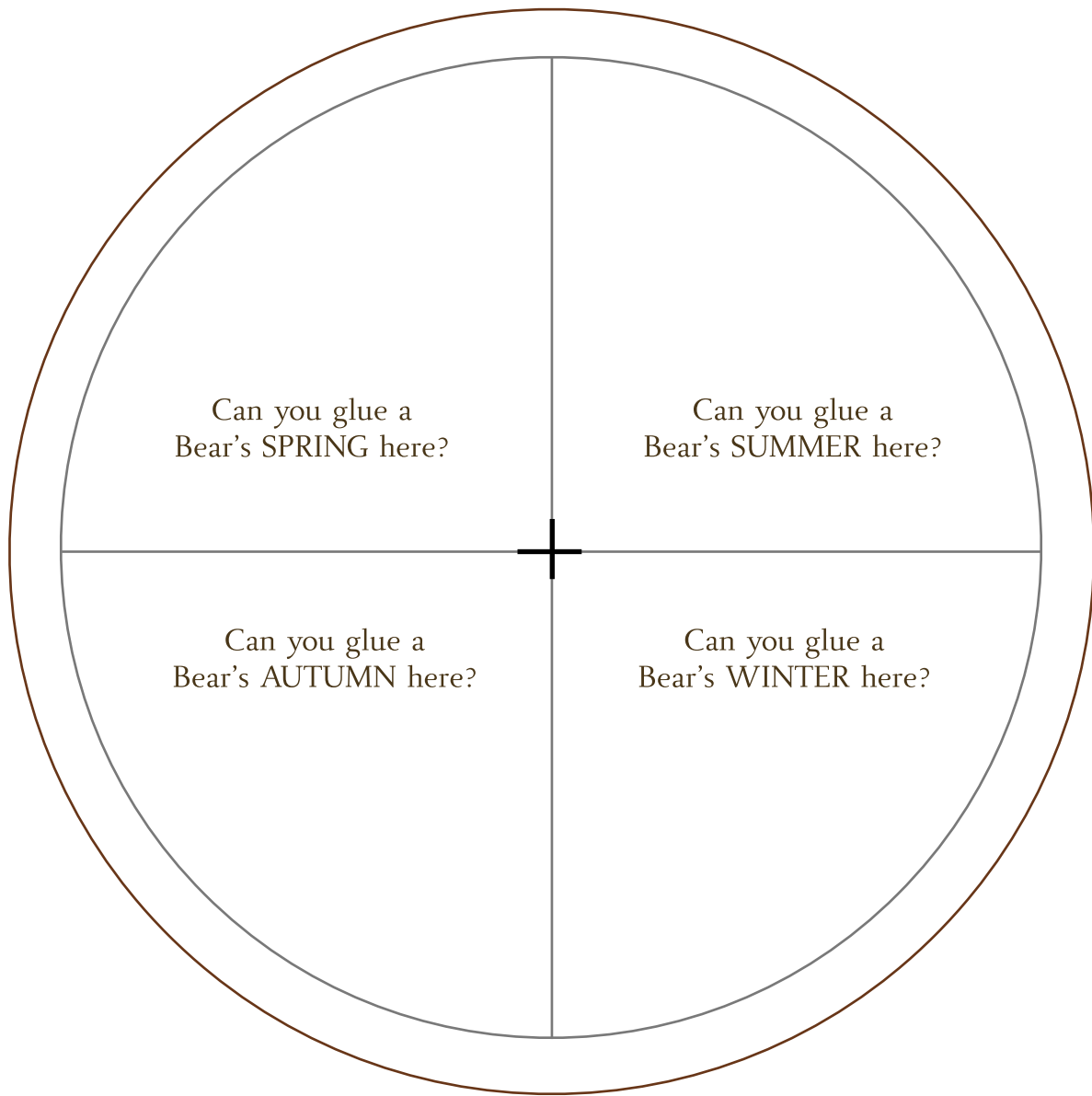


A Bear's Year

A Picture Book by Kathy Duval
Illustrated by Gerry Turley




A Bear's Year



Create a Circle of the Seasons in A Bear's Year

- ∞ Ask an adult to snip an X in the center of your circle.
- ∞ Match the purple flower, red berry, yellow leaf and white snowflake shapes to the 4 seasons in the circle.
- ∞ Paste your shapes down.
- ∞ Push a round-head fastener through the front of your arrow.
- ∞ Now put the fastener through the hole in your circle.
- ∞ Flip your paper over and ask an adult to help you open the arms of the fastener.
- ∞ Now you can point to a season in a bear's year when you read this book and as your seasons change!

Find more activities like this at
CuriousCityDPW.com



Pick some Springtime purple flowers!



Illustration © Gerry Turley from A Bear's Year

Now summer is coming and your bear cub is hungry.
Can you find some red berries for him to eat?

Pick summer red berries for your growing bear cub.



Illustration © Gerry Turley from A Bear's Year

Now autumn is coming and your cub has a thicker coat.
Cross the stream and look for the gold leaves on the mountain.

Gather the golden leaves from the mountain.



Illustration © Gerry Turley from A Bear's Year

Now winter is coming. Look for a sky full of snowflakes.
Those snowflakes will tell cub it is time to hibernate.

Catch some snowflakes for cub.



Illustration © Gerry Turley from A Bear's Year

Look for a den for cub to hibernate through the snowy winter.

Let cub crawl into her den to sleep until spring.



Illustration © Gerry Turley from A Bear's Year

Take the purple flowers, the red berries, the gold leaves and the white snowflakes and make a circle of the seasons to remember A Bear's Year.

Wake Up, Little Bear (A Song)

Tune of *Twinkle, Twinkle Little Star*

Words by Kathy Duval

To be sung with the picture book, **A Bear's Year** by Kathy Duval
and illustrated by Gerry Turley (Random House Children's Books)

SONG

Are you sleeping, Little Bear?
Cuddled in you mother's care?
Dreaming dreams of climbing trees,
Blooming flowers, buzzing bees?
When the springtime sun comes up,
You can play in buttercups.

SONG WITH MOVEMENT

Are you sleeping, Little Bear?
(*Tilt head like head on pillow, hands under cheek.*)

Cuddled in you mother's care?
(*Swing arms like rocking baby.*)

Dreaming dreams of climbing trees,
(*Hands move up like climbing.*)

Blooming flowers, buzzing bees?
(*Hands spread to bloom and fingers wiggle like bees.*)

When the springtime sun comes up,
(*Arms spread like sun rising.*)

You can play in buttercups
(*Turn around clapping.*)