

My Dog Is the Best

A Read Aloud & Canine Craft Kit



Illustration © Paul Schmid

For early childhood or elementary classrooms, libraries,
bookstores, children's parties or play dates. Ages 2-6.

My Dog Is the Best: A Read Aloud & Canine Craft Kit

ABOUT THE KIT

Use this kit in an early childhood or elementary classroom, library, bookstore or at a child's party or play date. Best for ages 2-6.

In this picture book, an imaginative toddler plays with his sleeping dog only to fall asleep when the dog is ready to play. This simple kit will give you the materials, preparation tips and suggested dialogue to:

- Color, cut, fold and create the BEST dogs with children.
- Attach a stiff leash on each dog so children can walk their dog home!
- Offer coloring sheets.



The kit also includes a poster and copy to advertise your event!

Like this event kit? There are more free children's literature engagement kits at CuriousCityDPW.com.

ABOUT THE BOOK

My Dog Is the Best

By Laurie Ann Thompson


Illustrated by Paul Schmid

Publisher: Farrar, Straus and Giroux / MacKids

ISBN-13: 9780374300517

Age Range: 3 - 6 Years

What do you get when you combine one energetic, enthusiastic little boy with his sleepy but tolerant dog? Unconditional love.



Using simple words and spare illustrations, *My Dog Is the Best* celebrates the special bond that exists between a young child and a beloved family pet. It's the heartwarming story of two best friends... told by a boy with a very active imagination.

"The simplicity of both the words and the pictures creates a charming, toddler-sized ode to man's best friend." —*Booklist*

"This simple, quiet story conveys the enduring bond between child and dog, with the added appeal of a joke that younger children just beginning to understand humor can enjoy." —*Kirkus Reviews*

My Dog Is the Best: A Read Aloud & Canine Craft Kit

ABOUT THE BOOK (cont.)

“Muted, soothing colors and uncluttered, simple pages...make this a beautiful and strong addition to a young child’s personal or school library. The simple presentation allows the youngest readers to enjoy the book while promoting early literacy skills such as print awareness, motivation, and vocabulary development... Truly heartwarming and adorable.”

—*Children’s Literature*

“Using few details, Schmid makes the boy a delightfully expressive figure, striking memorable poses and pulling faces... While this is a familiar story, it’s a well-executed and charming one.” —*School Library Journal*

ABOUT THE CREATORS

Laurie Ann Thompson’s award-winning books include **Be a Changemaker** and **Emmanuel’s Dream**. She lives with her husband, two children, a grouchy cat, a disabled dog, and an ancient fish near Seattle, Washington.

Paul Schmid has always said his pet rat, Emily, was the best. He is the author and illustrator of **Oliver and his Alligator**, **A Pet for Petunia**, and **Hugs from Pearl**. In 2010 Paul was awarded a month long fellowship with Maurice Sendak. He lives in Seattle, Washington, with his wife and their daughter.

Discover more books at LaurieAnnThompson.com and PaulSchmidStudio.com

PREPARING FOR THE ACTIVITIES

You will, of course, create your own grand program or lesson plan! Following are simply suggested ways to prepare for an event or classroom experience.

____ Locate a copy of the picture book **My Dog Is the Best** by Laurie Ann Thompson and illustrated by Paul Schmid (MacKids).

____ If you list your events in newsletters and online calendars, here is some text that may help with those listings:

An imaginative toddler plays with his sleeping dog only to fall asleep when the dog is finally ready to play! We’ll discover why “**My Dog Is the Best**” when we read the fun and heartwarming picture book by Laurie Ann Thompson and illustrated by Paul Schmid (MacKids). Together we will make the BEST dogs to walk home for our own playtime. Best for ages 2-6, but all welcome.

____ If this event is for the public, print out the event poster on page 5, add your date, time and location, and replicate it to advertise the event. The fonts on the poster are Gotham Condensed and Chaloops.

____ Look over the Walk the Dog activity on page 6 and decide what you will use to create the leash. The activity works best when the leash is made from 18” or more of long pipe cleaners, craft stem wire or wired twine. These long stiff, but bendable craft items allow the dog to walk upright and give the child a real sense of walking a dog. Order enough of these craft items so each participating child can use one.

My Dog Is the Best: A Read Aloud & Canine Craft Kit

___ Look over the Walk the Dog activity on page 6 and decide whether you want to pre-cut the double dog along the dashed line or leave that for the children to do.

___ Print enough Walk the Dog activity sheets from page 6 so each participating child has one.

___ Print the instruction sheet on page 7 for display on your craft table.

___ Consider making a sample Dog to show the children.

___ Want an additional activity or a take-home sheet? Print the coloring sheets on pages 8 and 9.

___ Make sure you have enough scissors, crayons and tape for children to share at your craft table.

SETTING UP THE ACTIVITIES THE DAY-OF

___ Lay out your Walking the Dog sheets or cut-out double dogs on your craft table with your “leashes,” scissors, crayons and instruction sheet(s).

___ Lay out coloring sheets to go home with families.

___ Tuck your sample Dog in easy reach of your story hour chair.

THE DAY OF THE EVENT ACTIVITIES

___ Read the picture book **My Dog Is the Best** by Laurie Ann Thompson and illustrated by Paul Schmid (MacKids) aloud to your children.

___ Transition to the activity with dialogue like:

What did you think of the dog in the story?

What funny things does the boy do with the dog?

Was the dog awake or asleep when the boy was playing with him?

Who wakes up in the end of the book?

Does the dog want to play? Do you think he wants to go for a walk?

Have you ever taken a dog for a walk?

Look who I found-Dog! I can take him for a walk. [Demonstrate your dog on a leash.] Do you want to make a dog to walk home with you?

Let's go to the craft table and make the BEST dogs we can!

My Dog Is the Best Story Hour


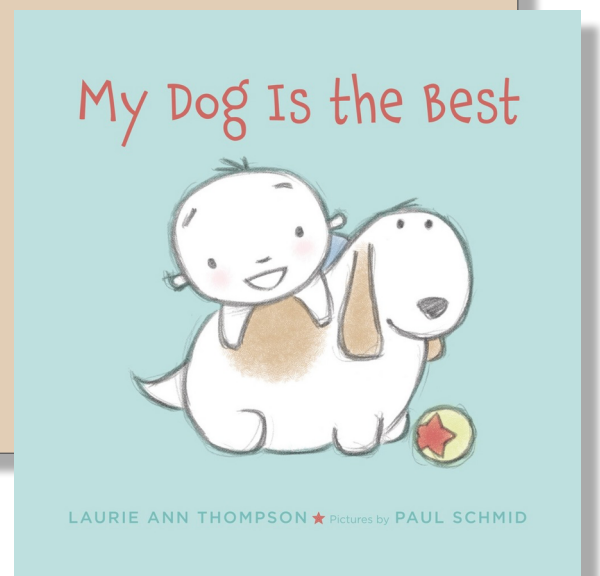


Illustration © Paul Schmid



Dog is finally awake! Would you like to take Dog for a walk?

- 1) Color Dog.
- 2) Fold Dog on the solid line.

3) Cut Dog out along the dashed line.

4) Locate a long pipe cleaner, craft "stem wire" or "wired twine" to create a stiff leash. 18" or more is best.

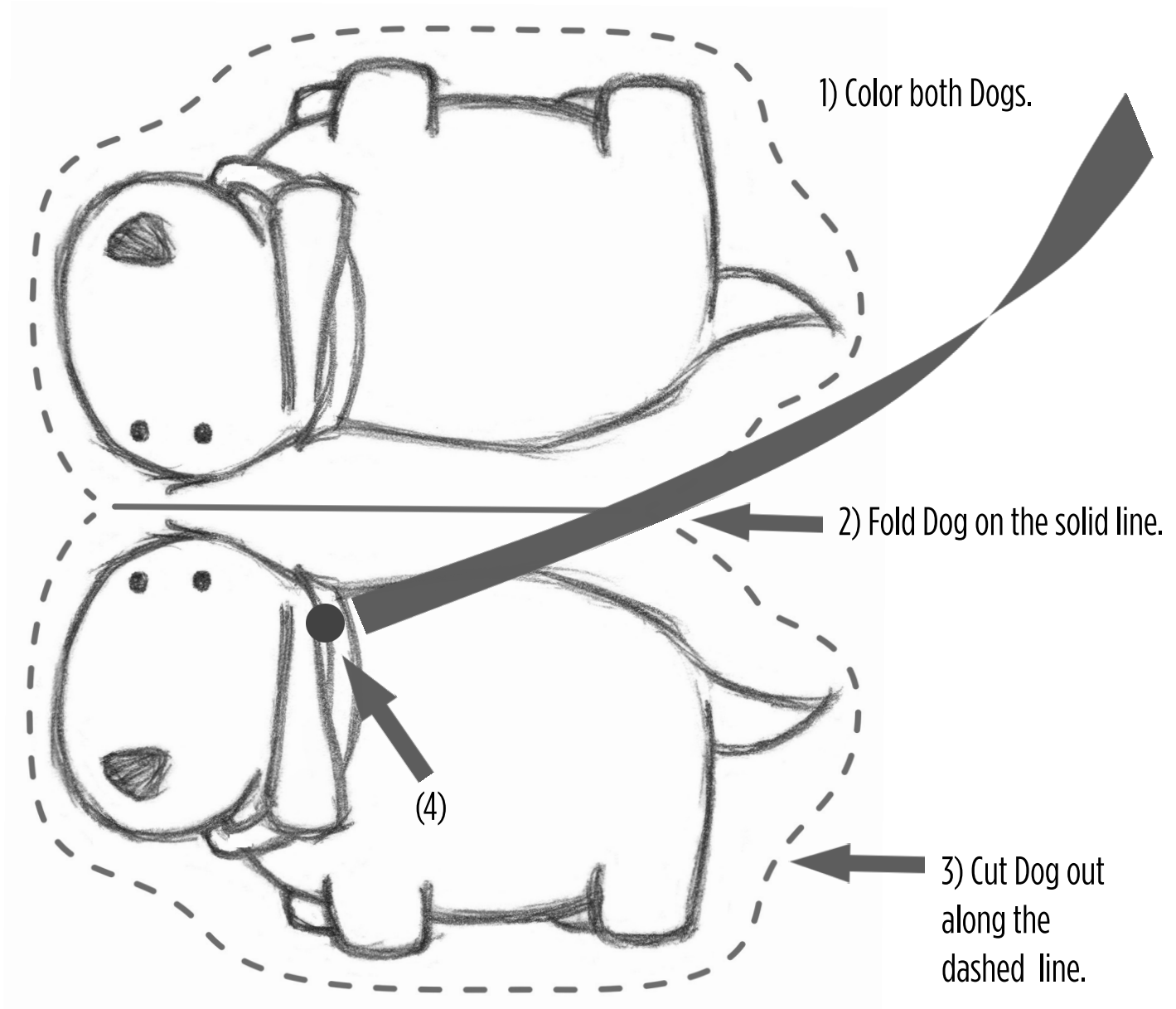
From the picture book *My Dog Is the Best* by Laurie Ann Thompson & Paul Schmid (Mac Kids)

From the picture book *My Dog Is the Best* by Laurie Ann Thompson & Paul Schmid (Mac Kids)

6) Curl the other end of the leash to prevent wire poking. Now... take a walk!

5) Carefully poke the leash into the dot of Dog's collar. Inside the fold, bend or tape 1" of the leash to keep it from slipping out.

Instructions to Walk the Dog



4) Carefully poke the 18+ inch “leash” into the dot of Dog’s collar.
Inside the fold, bend or tape 1” of the leash to keep it from slipping out.

5) Curl the other end of the leash to prevent wire poking and...walk Dog!

6) Share your Dog on Instagram @LaurieAnnThompson #mydogisthebest

What will they play now that Dog is awake?



My Dog Is the Best

A picture book by Laurie Ann Thompson & Paul Schmid (Mac Kids)

Share your dog stories and pictures on Instagram @LaurieAnnThompson

#mydogisthebest

Discover more books at LaurieAnnThompson.com & PaulSchmidStudio.com

Whose dog is the best?



My Dog Is the Best

A picture book by Laurie Ann Thompson & Paul Schmid (Mac Kids)
Share your dog stories and pictures on Instagram @LaurieAnnThompson
#mydogisthebest