

See you at Storytime!



Image © Michael Emberley

Baby & Toddler Story Hour Kit

BABY'S FIRSTS

About the Early Literacy Kit

This kit was designed for librarians, early child educators, and booksellers to share a read aloud and early literacy tips with the families of babies and toddlers. The kit was a collaboration between the book's creators, Curious City, and librarian Meghan Day.

The kit contains:

- Marketing: Poster and Suggested Calendar Copy
- Decorations: Pennant Flags
- Activity: Party Hats
- Takeaway: Early Literacy Tips
- Takeaway: Log of Baby's Firsts

About the Book

Baby's Firsts

By Nancy Raines Day


Illustrated by Michael Emberley

Published by Charlesbridge

ISBN-13:9781580897747

Age Range: 3 Months to 3 Years

Endearing rhyming text highlights the developmental milestones babies encounter before their first birthday—crying, smiling, eating, teething, rolling, crawling, walking, and talking. Join the celebration as three babies, encouraged by their families, grow more and more active, culminating in a birthday celebration for all the kids.



"Day focuses on the new experiences of babies and their parents during the first 12 months of life. The title starts in the hospital when a mom holds up her naked little boy with his dad standing next to her and covers other milestones like the first burp, change, and laugh. Text and illustrations work well and show moms and dads taking care of babies....Expressive cartoon artwork conveys the joy and exhaustion of being a new parent....**This title will have an audience in public libraries because of its universal theme. Sure to be a staple in baby storytime.**" —*School Library Journal*

"A joyful, poetic celebration of tiny moments in babies' lives. This isn't the first picture book to revel in babyhood, but in many ways it's a refreshing addition to the nursery shelf...Emberley's accompanying pencil-and-digital illustrations are gorgeously human in their depictions of parents caring for their babies....Though the babies are endlessly appealing, their obviously adoring parents are also tired and exasperated sometimes. **An excellent first book for baby—and parents, too.**" —*Kirkus Reviews*

BABY'S FIRSTS

About the Author & Illustrator

Nancy Raines Day loves sharing the wonders of the natural world with children through her picture books, which include **What in the World? Numbers in Nature** and **Way Down Below Deep**. In addition to **Baby's Firsts**, Nancy is the author of the celebratory picture books **Hoorade Day!** and **Pirate Jack Gets Dressed**. She lives on St. Simons Island in Georgia. Visit her at NancyRainesDay.com.

Michael Emberley has been writing and illustrating children's books since 1979 and is perhaps best known as the illustrator of Robie H. Harris's books on human sexuality: **It's Perfectly Normal**, **It's So Amazing**, and **It's Not the Stork**. He has a sister and father (Rebecca and Ed) who also make children's books, and a wife (Marie-Louise) who also writes and illustrates children's books. Visit him at MichaelEmberley.com

Preparing for an Event

You will, of course, create your own grand event! Following are simply suggested ways to engage with families.

___ Locate a copy of the picture book **Baby's Firsts** by Nancy Raines Day and illustrated by Michael Emberley (Charlesbridge Publishing).

Sharing the Event

___ If this event is for the public, print out the event poster (page 7), add your date, time, and location, and duplicate it to advertise the event. If you prefer to adapt the poster in your design software, you can find a JPEG of the poster design on CuriousCityDPW.com. Simply search for "firsts" at CuriousCityDPW.com and navigate to the kit listing. The font on the poster is Chaloops.

___ There is an animated gif of one of the babies crawling in a circle. Consider using it in any online promotion of the event. You can find it on the kit listing at CuriousCityDPW.com.



BABY'S FIRSTS

___ If you list your events in print or online, here is some text that may assist you:

Being a new parent is a whirlwind of new experiences. The picture book **Baby's Firsts** by Nancy Raines Day and illustrated by Michael Emberley (Charlesbridge Publishing) recognizes that not only is your baby having "firsts" nearly every day, but so are you. Join us as we read this story and explore why singing, talking, reading, and playing are some of the greatest gifts you can give your child. All welcome, but best for families with babies and toddlers.

Decorating: Early Literacy Pennants

We have designed pennants with the four primary parent directives for early childhood literacy — Read, Sing, Talk, Play — on the flags. These directives are expanded in the take-away flyer entitled "Baby's Firsts to Enjoy Every Day."

___ Print the pennants on pages 8-11. The more copies you print, the longer your string of pennants will be.

___ Include the white tabs when you cut out the pennants.

___ Fold the white tab toward the back of the pennant.

___ Hook the tab over a string or ribbon and seal the tab to the back of the pennant with glue or tape.



BABY'S FIRSTS

Activity: Party Hat

The babies on the final spread of **Baby's Firsts** are wearing party hats as they celebrate a first birthday. We have designed Michael Emberley's sequential art around the brim of a conical hat with lots of white space in case someone wants to color. These hats, ready to color and assemble, make a good activity for early arrivals. If you have a supply of pre-made party hats, consider trimming off the bottom section of the template and gluing it to the hat.

- ___ Print the Party Hat cut-outs on pages 12-14.
- ___ Decide if you want to pre-cut the templates before the event.
- ___ Decide whether or not you want to secure the hats to patrons' wee heads. Strips of scrap paper taped to hat's edge and looped under the chin works well.
- ___ Check your supply of crayons, child-safe scissors, glue sticks, and tape.
- ___ You may consider offering pompoms or other craft accents for the hats.

Take Away: Early Literacy Tips

Assisting families with early literacy is an investment in your future patrons and the whole community. We have created a simple handout to remind families of the importance of talking, singing, reading, and playing with their child.

- ___ Print enough copies of "Baby's Firsts to Enjoy Every Day" (page 15) for each family.
 - ___ Consider integrating the talking points of each of the four features into your circle time with families.
- Every Child Ready to Read (<http://everychildreadytoread.org/>), a resource from the Public Library Association and the Association for Library Service to Children, can help you develop your early literacy engagement skills.



Take Away: Log of Baby's Firsts

For many new families, the baby book where every milestone was written down is a thing of the past. New families are snapping pictures on their phones and sharing milestones on social media. As lovers of both the old logs and the new media, we created a sheet to pin to the refrigerator. There, milestone dates or ages in weeks or months can be recorded.

- ___ Print enough copies of "Baby's Firsts: Snap & Share" (page 16) for each family.
- ___ Consider putting this and the "Baby's Firsts to Enjoy Every Day" in lunch bags for take away. The individual squares on "Baby's Firsts to Enjoy Every Day" make great labels for take-away bags if you are so inclined.

BABY'S FIRSTS

Engagement for Read Aloud

Baby's Firsts offers so many opportunities for families to engage their baby or toddler. Librarian and storytime veteran Meghan Day offers these spread by spread motions for engagements:

First cry.

[Sad face/voice, baby cry motion]

First meal. [Rub tummy]

First burp.

Warm feel. [Hug baby close.]

First poop,

first pee.

First change,

pew-ee! [Make smelly face, wave hand.]

All snug

on lap.

First song, [Sing "La, la."]

then nap.

[Close eyes, make sleep hand motion.]

First grab, [Grab baby's hands.]

first smile. [Smile/point to mouth.]

First laugh. [Laugh "haha."]

What style!

First teeth. [Point to teeth.]

First bite.

[Make biting motion with mouth.]

Need bath tonight. [Move hands in splashing motion.]

First roll,

[Roll hands, as in "Wheels on the Bus."]

then creep.

First crawl, [Crawl fingers up baby.]

then sleep.

[Make sleep hand motion, eyes closed.]

First game. [Peek-a-boo.]

First ride. [Bounce baby on lap.]

First swing. [Rock baby back and forth in swing motion.]

First slide.

["Slide" baby down lap and say "wheeee!"]

First step, [Kick baby's feet slowly.]

then walk. [Kick baby's feet faster.]

First word, [Say "Da-da!"]

then talk. [Say many words on the page.]

What fun,

first year.

First birthday

is here! [Clap and cheer or sing "Happy Birthday to You."]


Other Resources

Enjoyed using this kit? Visit CuriousCityDPW.com for other story hour kits, event kits, treasure hunts, book club guides, book giveaways, and more ways to engage in children's literature with play, conversation, and social action.

See you at Storytime!



Image © Michael Emberley



Check out BABY'S FIRSTS
in picture books under "DAY."

BABY'S FIRSTS Pennant Flags

Fold this tab over the string.

BABY'S FIRSTS

Sing



From the book *BABY'S FIRSTS*
by Nancy Raines Day


Illustrations by
Michael Emberley

BABY'S FIRSTS Pennant Flags

Fold this tab over the string.

BABY'S FIRSTS

Play



Illustrations by
Michael Emberley

From the book *BABY'S FIRSTS*
by Nancy Raines Day

BABY'S FIRSTS Pennant Flags

Fold this tab over the string.

BABY'S FIRSTS

Read



From the book **BABY'S FIRSTS**
by Nancy Raines Day

Illustrations by
Michael Emberley

BABY'S FIRSTS Pennant Flags

Fold this tab over the string.

BABY'S FIRSTS

Talk




From the book BABY'S FIRSTS
by Nancy Raines Day
Illustrations by
Michael Emberley

BABY'S FIRSTS

Party Hat 1

BABY'S FIRSTS



Tab

From a Picture Book by Nancy Raines Day & illustrated by Michael Emberley (Charlesbridge) #BabysFirsts

To make a party hat:

- 1) Cut out the hat shape
- 2) If you'd like, have a child color the hat.
- 3) Put glue on the tab.
- 4) Curl the hat into a cone shape until the tab side and Baby's First side are in alignment.
- 5) Tuck the tab inside the hat and press to the inside of the hat.
- 6) Secure the seam with clear tape if needed.

BABY'S FIRSTS

Party Hat 2

BABY'S FIRSTS



Tab

To make a party hat:


- 1) Cut out the hat shape
- 2) If you'd like, have a child color the hat.
- 3) Put glue on the tab, over the word *Tab*.
- 4) Curl the hat into a cone shape until the tab side and Baby's First side are in alignment.
- 5) Tuck the tab inside the hat and press to the inside of the hat.
- 6) Secure the seam with clear tape if needed.

From the picture book by Nancy Raines Day & illustrated by Michael Emberley (Charlesbridge) #BabysFirsts

BABY'S FIRSTS

Party Hat 3

BABY'S FIRSTS



Tab

From the picture book by Nancy Raines Day & illustrated by Michael Emberley (Charlesbridge) #BabysFirsts

To make a party hat:

- 1) Cut out the hat shape
- 2) If you'd like, have a child color the hat.
- 3) Put glue on the tab, over the word *Tab*.
- 4) Curl the hat into a cone shape until the tab side and Baby's First side are in alignment.
- 5) Tuck the tab inside the hat and press to the inside of the hat.
- 6) Secure the seam with clear tape if needed.

BABY'S FIRSTS to enjoy every day!

Singing delivers comfort, new words, rhythm and rhyme, and playfulness - all the perfect ingredients for babies. Don't like your singing voice? No worries, your baby LOVES it.

Sing




When babies coo, gurgle, and make other vocalizations, they are communicating. Respond with smiles, imitations of their sounds, and your own words. You are talking "baby."

Talk



The more words babies hear in the voice they love most - yours - the healthier their brain development will be. Ask your librarians for suggested books.

Read




PLAY

Babies grow not only by the comfort of your voice, but also by the comfort of your touch. Visit a Baby & Toddler Storytime to learn ways to integrate movement and play into your child's day.



BABY'S FIRSTS

Snap & Share



First Tooth

From the picture book
BABY'S FIRSTS. Image
© Michael Emberley



First Crawl

From the picture book
BABY'S FIRSTS. Image
© Michael Emberley



First Word

From the picture book
BABY'S FIRSTS. Image
© Michael Emberley



First Step

From the picture book
BABY'S FIRSTS. Image
© Michael Emberley

To celebrate your baby, look for the book **Baby's Firsts** by Nancy Raines Day and illustrated by Michael Emberley (Charlesbridge Publishing). Images © Michael Emberley.

Share with #BabysFirsts