




# ROLLING with the ROLY-POLYS

In the R.W. Alley picture book series from Clarion Books, young Gretchen's roly-poly toys always have a part to play in the action and in Gretchen's vivid imagination. In her hands, the sweet egg-shaped toys can become stars in the sky, fish in the sea, or even penguins on the ice.

Make some roly-polys and then let your imagination run wild!  
Don't have any eggs? Color these roly-polys and draw some of your own!

## MAKE ROLY-POLYS

- 1) Find plastic Easter eggs.  
Separate them to mix and match colors.
- 2) Fill the bottom section of the egg with dried lentils, beans, or even popping corn.
- 3) Wad up a tissue and stuff it in the top section of the egg. Cotton balls also work!
- 4) Put on the top portion of the egg.
- 5) Take a Sharpie & draw some faces on your Roly-Poly! R.W. Alley shows us here how to make all sorts of mischievous Roly-Poly faces!



## MEET ROLY-POLYS

These good eggs appear in the R.W. Alley picture books:

Gretchen OVER the BEACH  
Clark in the DEEP SEA  
Mitchell on the MOON  
Annabelle at the SOUTH POLE

All published by Clarion Books!  
Discover more at [rwalley.com](http://rwalley.com).

