



Harper

A PIG IN A WIG Book



Name _____

Date _____

Pig in a Wig loves to write couplets.

A couplet is two lines of poetry that usually rhyme and are usually on the same topic.

Here are two examples of couplets written by Pig in a Wig:

I love to rake the leaves
in fall

And toss around my
favorite football!

Chocolate, strawberry,
and banana cake

Are sweet desserts I love
to bake!

Use any of these rhyming words from the Rhyme Bank to write your own couplet. Or, you can use any other words that rhyme.

year cheer clear	house mouse	girl swirl twirl	boy toy joy	ground around found
town frown crown clown	star car far jar	loose moose spruce caboose	frog log hog dog	third bird heard
shout about	bake cake take make	light might tight right	bike hike like	play say may





Harper

A PIG IN A WIG Book



Name _____

Date _____

Think of Pig in a Wig.

Get with a partner and discuss Pig's characteristics.

Read the words in the Word Bank.

Choose 5 words that you think describe Pig.

Write a sentence with each of the words you choose.

Don't
Forget

1. Begin each sentence with a capital letter.
2. End each sentence with punctuation.

Example: Pig in a Wig is kind to her friends.
What a silly pig!

friendly	silly	funny	kind	generous
creative	pretty	curious	adventurous	smart

1. _____

2. _____

3. _____

4. _____

5. _____




Harper

A PIG IN A WIG Book



Pig in a Wig - Paper Hat
With the help of an adult
cut out Pig's wig and glue
to a sentence strip.






Harper

A PIG IN A WIG Book



Name _____



Date _____




Pig in a Wig brushes her teeth before she goes to bed.

Draw a picture of two things you do as a night time routine before you go to bed.

Write a sentence to explain each picture.







A **PIG IN A WIG** Book



Name _____

Date _____

What's wrong with this picture?




The frog says, _____ not _____.

The cat says, _____ not _____.

The duck says, _____ not _____.

The dog says, _____ not _____.



Harper

A PIG IN A WIG Book



Name _____

Date _____

Story Retelling — Draw a picture and write sentences to retell the story.

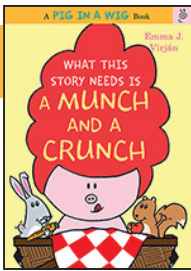
First

Next

Then

Last





A PIG IN A WIG Book



Name _____

Date _____

Join Pig in a Wig and her friends on a picnic!

Write the elements of the story on each of the parts of the Story Sandwich.

Color, cut and paste your Story Sandwich on a sheet of construction paper.

What This Story Needs is a Munch and a Crunch

Author: Emma J. Virján

Story Sandwich By: _____

Characters

Problem

Solution

Personal Connection



A PIG IN A WIG Book

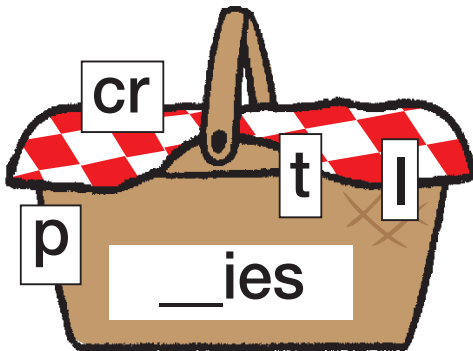
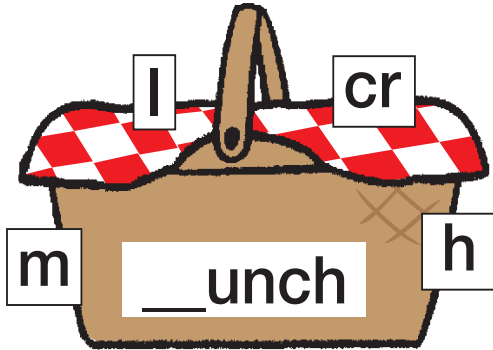


Name _____

Date _____

Word Family Picnic Baskets

Write the new word in the boxes next to the basket.





Harper

A PIG IN A WIG Book



Name _____

Date _____

Story Organizer

Where did you go and who did you take on your picnic?

What did you take on your picnic?

Write about a picnic you had with friends.

What did you and your friends do on the picnic? How did you feel?

Write an exclamatory sentence and a reflective sentence to end your story.
Example: What a beautiful day! I wonder when I can do this again.





Harper

A **PIG IN A WIG** Book



Name _____

Date _____

Write some descriptive sentences using the sound words in the Word Bank.

Don't
Forget

Begin each sentence with a capital letter.

End each sentence with punctuation.

Example: I can hear the twang of the banjo.

Sound Words

twang	tootle	ping	boom
brup	jingle	doom-doom	buzz
tish	bwap	squeak	eek
shriek	bang	clang	thwack

1. _____

2. _____

3. _____

4. _____

5. _____





Harper

A **PIG IN A WIG** Book



Name _____

Date _____

Reading Response Sentence Starters for *What This Story Needs is a Bang and a Clang*

Choose from this list of sentence starters to write in your Reading Response Log.

1. Pig in a Wig reminds me of _____ because...
2. I wonder why...
3. Mouse must have felt _____ when the others ran away because...
4. I love the part of the story when...
5. This story reminds me of a time when...
6. I noticed that...
7. I think the author's message to the reader is...
8. I like the way the author ...
9. My favorite part of the story was...
10. I want to tell Pig in a Wig...





Harper

A **PIG IN A WIG** Book



Name _____

Date _____

Story Organizer

Write a topic sentence that states the time you showed kindness to someone. Include the setting and the person you helped.


What did you do to help this person?

Pig in a Wig showed kindness to Mouse.
Write about a time you showed kindness to someone.

How did this person respond to your kindness? How did this person feel?

Explain how you felt after you showed kindness. Write a reflective statement to end this narrative.





A PIG IN A WIG Book



Name _____


Date _____

Harper

Use the Word Bank to help write your sentences.

excited	thrilled	happy	worried	surprised
upset	alarmed	determined	confused	thankful


Draw a picture of Pig in a Wig and show what happened at the beginning of the story.



At the beginning of the story,

Pig in a Wig felt _____

because _____



Harper


A **PIG IN A WIG** Book



Name _____

Date _____


Draw a picture of Pig in a Wig and show what happened at the middle of the story.



At the middle of the story, Pig in a Wig felt


because _____

Draw a picture of Pig in a Wig and show what happened at the end of the story.



At the end of the story, Pig in a Wig felt

because _____



A PIG IN A WIG Book




Name _____

Date _____


Use the Word Bank to help write your sentences.

Pig in a Wig	race	friends	fixed
trophy	mud	crew	won
win	flat tire	help	first place



Somebody

_____ is the
main character in this story.



Wanted

_____ wanted
to _____




Harper

A PIG IN A WIG Book




Name _____

Date _____



But



So



Then

Teacher's Guide, *What This Story Needs is a Vroomh and a Zoom*, PAGE 2 (Cont'd)

Art © 2017 by Emma J. Virján. Permission to reproduce and distribute this page has been granted by the copyright holder and HarperCollins Publishers. All rights reserved.



Teacher's Guide by
www.PigInAWig.com